

Authority Budget of: **ADOPTED COPY**

Northwest Bergen County Utilities Authority

State Filing Year

2018

APPROVED COPY

For the Period:


January 1, 2018

to

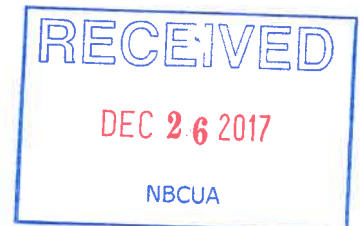
December 31, 2018

www.nbcua.com

Authority Web Address



Division of Local Government Services



2018 AUTHORITY BUDGET

Certification Section

2018

NORTHWEST BERGEN COUNTY UTILITIES AUTHORITY
AUTHORITY BUDGET

FISCAL YEAR: FROM JANUARY 1, 2018 TO DECEMBER 31, 2018

For Division Use Only

CERTIFICATION OF APPROVED BUDGET

It is hereby certified that the approved Budget made a part hereof complies with the requirements of law and the rules and regulations of the Local Finance Board, and approval is given pursuant to N.J.S.A. 40A:5A-11.

*State of New Jersey
Department of Community Affairs
Director of the Division of Local Government Services*

By: Paul D. Cwert CPA, RMA Date: 10/25/2017

CERTIFICATION OF ADOPTED BUDGET

It is hereby certified that the adopted Budget made a part hereof has been compared with the approved Budget previously certified by the Division, and any amendments made thereto. This adopted Budget is certified with respect to such amendments and comparisons only.

*State of New Jersey
Department of Community Affairs
Director of the Division of Local Government Services*

By: Paul D. Cwert CPA, RMA Date: 12/19/2017

2018 PREPARER'S CERTIFICATION


NORTHWEST BERGEN COUNTY UTILITIES AUTHORITY

AUTHORITY BUDGET

FISCAL YEAR: FROM: JAN. 1, 2018 TO: DEC. 31, 2018

It is hereby certified that the Authority Budget, including both the Annual Budget and the Capital Budget/Program annexed hereto, represents the members of the governing body's resolve with respect to statute in that: all estimates of revenue are reasonable, accurate and correctly stated; all items of appropriation are properly set forth; and in itemization, form and content, the budget will permit the exercise of the comptroller function within the Authority.

It is further certified that all proposed budgeted amounts and totals are correct. Also, I hereby provide reasonable assurance that all assertions contained herein are accurate and all required schedules are completed and attached.

Preparer's Signature:			
Name:	HOWARD HURWITZ		
Title:	EXECUTIVE DIRECTOR		
Address:	30 WYCKOFF AVENUE @ AUTHORITY DRIVE P.O. BOX 255 WALDWICK, NJ 07463		
Phone Number:	201-447-2660	Fax Number:	201-447-0247
E-mail address	HHURWITZ@NBCUA.COM		

2018 APPROVAL CERTIFICATION


NORTHWEST BERGEN COUNTY UTILITIES AUTHORITY

AUTHORITY BUDGET

FISCAL YEAR: FROM: JAN. 1, 2018 TO: DEC. 31, 2018

It is hereby certified that the Authority Budget, including all schedules appended hereto, are a true copy of the Annual Budget and Capital Budget/Program approved by resolution by the governing body of the Northwest Bergen County Utilities Authority, at an open public meeting held pursuant to N.J.A.C. 5:31-2.3, on the 17th day of October, 2017.

It is further certified that the recorded vote appearing in the resolution represents not less than a majority of the full membership of the governing body thereof.

Officer's Signature:			
Name:	ALISON GORDON		
Title:	BOARD SECRETARY		
Address:	30 WYCKOFF AVENUE @ AUTHORITY DRIVE P.O. BOX 255 WALDWICK, NJ 07463		
Phone Number:	201-447-2660	Fax Number:	201-447-0247
E-mail address	<u>AGORDON@NBCUA.COM</u>		

INTERNET WEBSITE CERTIFICATION

Authority's Web Address:

WWW.NBCUA.COM

All authorities shall maintain either an Internet website or a webpage on the municipality's or county's Internet website. The purpose of the website or webpage shall be to provide increased public access to the authority's operations and activities. N.J.S.A. 40A:5A-17.1 requires the following items to be included on the Authority's website at a minimum for public disclosure. Check the boxes below to certify the Authority's compliance with N.J.S.A. 40A:5A-17.1.

- A description of the Authority's mission and responsibilities
- Commencing with 2013, the budgets for the current fiscal year and immediately preceding two prior years
- The most recent Comprehensive Annual Financial Report (Unaudited) or similar financial information
- Commencing with 2012, the annual audits of the most recent fiscal year and immediately two prior years
- The Authority's rules, regulations and official policy statements deemed relevant by the governing body of the authority to the interests of the residents within the authority's service area or jurisdiction
- Notice posted pursuant to the "Open Public Meetings Act" for each meeting of the Authority, setting forth the time, date, location and agenda of each meeting
- Beginning January 1, 2013, the approved minutes of each meeting of the Authority including all resolutions of the board and their committees; for at least three consecutive fiscal years
- The name, mailing address, electronic mail address and phone number of every person who exercises day-to-day supervision or management over some or all of the operations of the Authority
- A list of attorneys, advisors, consultants and any other person, firm, business, partnership, corporation or other organization which received any remuneration of \$17,500 or more during the preceding fiscal year for any service whatsoever rendered to the Authority.

It is hereby certified by the below authorized representative of the Authority that the Authority's website or webpage as identified above complies with the minimum statutory requirements of N.J.S.A. 40A:5A-17.1 as listed above. A check in each of the above boxes signifies compliance.


Name of Officer Certifying compliance

HOWARD HURWITZ

Title of Officer Certifying compliance

EXECUTIVE DIRECTOR

Signature



NORTHWEST BERGEN COUNTY UTILITIES AUTHORITY

RESOLUTION

No. 63-2017

Date: October 17, 2017

2018 AUTHORITY BUDGET RESOLUTION

FISCAL YEAR: FROM: JAN. 1, 2018 TO: DEC. 31, 2018

WHEREAS, the Annual Budget and Capital Budget for the Northwest Bergen County Utilities Authority for the fiscal year beginning, January 1, 2018 and ending, December 31, 2018 has been presented before the governing body of the Northwest Bergen County Utilities Authority at its open public meeting of October 17, 2017; and

WHEREAS, the Annual Budget as introduced reflects Total Revenues of \$14,066,505, Total Appropriations, including any Accumulated Deficit if any, of \$14,066,505 and Total Unrestricted Net Position utilized of \$0; and

WHEREAS, the Capital Budget as introduced reflects Total Capital Appropriations of \$8,495,000 and Total Unrestricted Net Position planned to be utilized as funding thereof, of \$0; Total Renewal & Replacement Reserve planned to be utilized as funding thereof, of \$250,000; Total Debt Authorization planned to be utilized as funding thereof, of \$8,245,000; and

WHEREAS, the schedule of rates, fees and other charges in effect will produce sufficient revenues, together with all other anticipated revenues to satisfy all obligations to the holders of bonds of the Authority, to meet operating expenses, capital outlays, debt service requirements, and to provide for such reserves, all as may be required by law, regulation or terms of contracts and agreements; and

WHEREAS, in accordance with the Authority's General Bond Resolution adopted December 19, 1972, as amended, the Operating Expenses in the Annual Budget are not in excess of the reasonable and necessary amount thereof; and

WHEREAS, the Capital Budget/Program, pursuant to N.J.A.C. 5:31-2, does not confer any authorization to raise or expend funds; rather it is a document to be used as part of the said Authority's planning and management objectives. Specific authorization to expend funds for the purposes described in this section of the budget, must be granted elsewhere; by bond resolution, by a project financing agreement, by resolution appropriating funds from the Renewal and Replacement Reserve or other means provided by law.

NOW, THEREFORE BE IT RESOLVED, by the governing body of the Northwest Bergen County Utilities Authority, at an open public meeting held on October 17, 2017 that the Annual Budget, including all related schedules, and the Capital Budget/Program of the Northwest Bergen County Utilities Authority for the fiscal year beginning, January 1, 2018 and ending, December 31, 2018 is hereby approved; and

NORTHWEST BERGEN COUNTY UTILITIES AUTHORITY

RESOLUTION

No. 63-2017

Date: October 17, 2017

2018 AUTHORITY BUDGET RESOLUTION


FISCAL YEAR: FROM: JAN. 1, 2018 TO: DEC. 31, 2018


BE IT FURTHER RESOLVED, that the anticipated revenues as reflected in the Annual Budget are of sufficient amount to meet all proposed expenditures/expenses and all covenants, terms and provisions as stipulated in the said Authority's outstanding debt obligations, capital lease arrangements, service contracts, and other pledged agreements; and

BE IT FURTHER RESOLVED, that the governing body of the Northwest Bergen County Utilities Authority will consider the Annual Budget and Capital Budget/Program for adoption on December 12, 2017; and

BE IT FURTHER RESOLVED, that the Secretary be and she hereby is directed to publish Notice of the Public Hearing in the Record, Ridgewood News and one newspaper in the Borough of Manhattan City and State of New York; and

BE IT FURTHER RESOLVED, that the Secretary be and she hereby is directed to file the Budget of the Northwest Bergen County Utilities Authority for the Fiscal Year 2018 with the Trustee, the Consulting Engineer and the Participants, all in accord with the General Bond Resolution adopted December 19, 1972, as amended, and the Service Contract.


SECRETARY


CHAIRMAN

	Bonagura	Chewcaskie	Danubio	DePhillips	Gabbert	Kelاهر	Lo Iacono	Plumley	Kasparian
Offered					✓				
Seconded	✓								
Aye	✓	✓	✓		✓	✓	✓	✓	✓
Nay									
Absent				✓					
Abstain									


2018 ADOPTION CERTIFICATION

NORTHWEST BERGEN COUNTY UTILITIES AUTHORITY

AUTHORITY BUDGET

FISCAL YEAR: FROM: JAN. 1, 2018 TO: DEC. 31, 2018

It is hereby certified that the Authority Budget and Capital Budget/Program annexed hereto is a true copy of the Budget adopted by the governing body of the Northwest Bergen County Utilities Authority, pursuant to N.J.A.C. 5:31-2.3, on the 12th day of, December, 2017.

Officer's Signature:			
Name:	ALISON GORDON		
Title:	BOARD SECRETARY		
Address:	30 WYCKOFF AVENUE @ AUTHORITY DRIVE P.O. BOX 255 WALDWICK, NJ 07463		
Phone Number:	201-447-2660	Fax Number:	201-447-0247
E-mail address	AGORDON@NBCUA.COM		

NORTHWEST BERGEN COUNTY UTILITIES AUTHORITY

RESOLUTION

No. 76-2017

Date: December 12, 2017

2018 ADOPTED BUDGET RESOLUTION

FISCAL YEAR: FROM: January 1, 2018 TO: December 31, 2018

WHEREAS, the Annual Budget and Capital Budget/Program for the Northwest Bergen County Utilities Authority for the fiscal year beginning January 1, 2018 and ending, December 31, 2018 has been presented for adoption before the governing body of the Northwest Bergen County Utilities Authority at its open public meeting of December 12, 2017; and

WHEREAS, on October 17, 2017 the Board of Commissioners passed Resolution No. 63-2017 approving the Introduced Annual Budget and Capital Budget for the Fiscal Year commencing January 1, 2018 and ending December 31, 2018 and on December 12, 2017 the Authority conducted a public hearing at its offices in Waldwick, New Jersey, at which time and place any participant or bondholder had the opportunity to comment or raise any objections to the final adoption of the Authority Budget; and

WHEREAS, the Annual Budget and Capital Budget as presented for adoption reflects each item of revenue and appropriation in the same amount and title as set forth in the introduced and approved budget, including all amendments thereto, if any, which have been approved by the Director of the Division of Local Government Services; and

WHEREAS, the Annual Budget as introduced reflects Total Revenues of \$14,066,505, Total Appropriations, including any Accumulated Deficit if any, of \$14,066,505 and Total Unrestricted Net Position utilized of \$-0-; and

WHEREAS, the Capital Budget as presented for adoption reflects Total Capital Appropriations of \$8,495,000 and Total Unrestricted Net Position planned to be utilized as funding thereof, of \$0, Total Renewal & Replacement Reserve planned to be utilized as funding thereof, of \$250,000, Total Debt Authorization planned to be utilized as funding thereof, of \$8,245,000; and

NOW, THEREFORE BE IT RESOLVED, by the governing body of Northwest Bergen County Utilities Authority, at an open public meeting held on December 12, 2017 that the Annual Budget and Capital Budget/Program of the Northwest Bergen County Utilities Authority for the fiscal year beginning, January 1, 2018 and ending, December 31, 2018 is hereby adopted and shall constitute appropriations for the purposes stated; and

BE IT FURTHER RESOLVED, that the Annual Budget and Capital Budget/Program as presented for adoption reflects each item of revenue and appropriation in the same amount and title as set forth in the introduced and approved budget, including all amendments thereto, if any, which have been approved by the Director of the Division of Local Government Services.

NORTHWEST BERGEN COUNTY UTILITIES AUTHORITY

RESOLUTION

No. 76-2017

Date: December 12, 2017

2018 ADOPTED BUDGET RESOLUTION

FISCAL YEAR: FROM: January 1, 2018 TO: December 31, 2018

BE IT FURTHER RESOLVED, that the Secretary be and she hereby is authorized and directed to file copies of said Annual Budget with the Trustee, the Consulting Engineer and the participants all in accordance with Section 718 of the General Bond Resolution adopted December 19, 1972, as amended, or such other bond documents as may be applicable, and the Service Contract.

I hereby certify that this is a true copy of a resolution adopted by the Northwest Bergen County Utilities Authority upon a roll call vote of all Commissioners of the Authority eligible to vote at a regular meeting held on December 12, 2017.


 CHAIRMAN


 SECRETARY

	Bonagura	Chewcaskie	Danubio	DePhillips	Gabbert	Kelaher	Lo Iacono	Plumley	Kasparian
Offered			✓						
Seconded									✓
Aye	✓		✓	✓	✓		✓	✓	✓
Nay									
Absent		✓				✓			
Abstain									
Recuse									

2018 AUTHORITY BUDGET

Narrative and Information Section

2018 AUTHORITY BUDGET MESSAGE & ANALYSIS

NORTHWEST BERGEN COUNTY UTILITIES AUTHORITY

AUTHORITY BUDGET

FISCAL YEAR: FROM: JAN. 1, 2018 TO: DEC. 31, 2018

Answer all questions below. Attach additional pages and schedules as needed.

1. Complete a brief statement on the 2018/2018-2019 proposed Annual Budget and make comparison to the 2017/2017-2018 adopted budget for each operation. Explain any variances over +/-10% (**As shown on budget page F-4 explain the reason for changes for each appropriation changing more than 10%**) for each line item by operation. Explanations of variances should include a description of the reason for the increase/decrease in the budgeted line item, not just an indication of the amount and percent of the change. Attach any supporting documentation that will help to explain the reason for the increase/decrease in the budgeted line item. For example, if anticipated service charges have increased 15% due to an increase in rates, provide a copy of the resolution authorizing the rate increase.

THE AUTHORITY HAS PROPOSED A \$230,415 (1.7%) INCREASE IN TOTAL APPROPRIATIONS OF \$14,066,505 OVER THE ADOPTED 2017 APPROPRIATIONS OF \$13,836,090. INCLUDED IN THE PROPOSED 2018 APPROPRIATIONS IS A 17.4% AND 15.3% INCREASE IN ADMINISTRATION: SALARY AND WAGES AND ADMINISTRATION: BENEFITS, RESPECTIVELY, TO ACCOUNT FOR THE ANTICIPATED ADDITION OF A STAFF ENGINEER. THE AUTHORITY IS ALSO PROPOSING A \$1,800 (12.2%) DECREASE IN ADMINISTRATIVE: OTHER (EXECUTIVE) TO ALIGN WITH COST PROJECTIONS FOR THE 2018 YEAR. TOTAL PRINCIPAL PAYMENTS ON DEBT SERVICE IN LIEU OF DEPRECIATION AND TOAL INTEREST PAYMENTS ON DEBT DECREASED \$489,304 (24.7%) AND \$66,673 (15.7%), RESPECTIVELY DUE TO SCHEDULE DEBT SERVICE PAYMENTS AND THE FINAL PAYMENT OF THE 1997 WASTEWATER TRUST BONDS IN 2017. TOTAL NON-OPERATING APPROPRIATIONS: RENEWAL & REPLACEMENT RESERVE INCREASED \$500,000 (166.7%) IN THE PROPOSED 2018 BUDGET TO REPLENISH THE AUTHORITY'S RESERVES FOR EMERGENCY SYSTEM REPAIRS.

2. Complete a brief statement on the impact the proposed Annual Budget will have on Anticipated Revenues, especially service charges and on the general purpose/component unit financial statements. Explain significant increases or decreases, if any. An increase or decrease is considered significant if it is over +/-10% (**As shown on budget page F-2 explain reason for change for each revenue changing more than 10%**) from the current year adopted budget.

THE AUTHORITY ANTICIPATES \$14,066,505 IN REVENUES IN 2018. THIS IS A 1.7% INCREASE OVER THE 2017 ANTICIPATED REVENUES OF \$13,836,090. ANTICIPATED REVENUES FROM INTEREST ON INVESTMENTS & DEPOSITS DECREASED \$20,000 (33.3%) IN THE PROPOSED 2018 BUDGET DUE TO REFLECT ANTICIPATED INVESTMENT RETURNS FOR THAT YEAR.

3. Describe the state of the local/regional economy and how it may impact the proposed Annual Budget, including the planned Capital Budget/Program.

THE LOCAL ECONOMY HAS BEEN STEADILY IMPROVING IN THE AREAS SERVICED BY THE AUTHORITY. THE NORTHWEST BERGEN COUNTY UTILITIES AUTHORITY HAS CONSIDERED THIS FACTOR WHILE PREPARING THE 2018 BUDGET.

4. Describe the reasons for utilizing Unrestricted Net Position in the proposed Annual Budget, i.e. rate stabilization, debt service reduction, to balance the budget, etc. If the Authority's budget anticipates a use of Unrestricted Net Position, this question must be answered.

NOT APPLICABLE. NO UNRESTRICTED NET POSITION WAS UTILIZED IN THE 2018 BUDGET.

5. Identify any sources of funds transferred to the County/Municipality as a budget subsidy or a shared service and explain the reason for the transfer (i.e.: to balance the County/Municipality budget, etc.).

NOT APPLICABLE. THERE ARE NO SUCH FUNDS INCLUDED IN THE 2018 BUDGET.

6. The proposed budget must not reflect an anticipated deficit from 2018/2018-2019 operations. If there exists an accumulated deficit from prior years' budgets (and funding is included in the proposed budget as a result of a prior deficit) explain the funding plan to eliminate said deficit (N.J.S.A. 40A:5A-12). If the Authority has a net deficit reported in its most recent audit, it must provide a deficit reduction plan in response to this question. **(Prepare a response to deficits caused by the implementation of GASB 68)**

THE AUTHORITY REPORTED A (\$6,265,576) DEFICIT IN UNRESTRICTED, UNDESIGNATED NET POSITION IN IT'S AUDIT REPORT FOR THE YEAR ENDING DECEMBER 31, 2016. \$11,016,882 OF THIS DEFICIT IS DIRECTLY ATTRIBUTABLE TO THE IMPLEMENTATION OF GASB STATEMENT NO. 68. \$4,751,306 OF THE REMAINING UNRESTRICTED, UNDESIGNATED NET POSITION WAS AVAILABLE FOR USE IN FUTURE BUDGETS AS OF DECEMBER 31, 2016.

7. Attach a schedule of the Authority's existing rate structure (connection fees, parking fees, service charges, etc.) **if it has been changed since the prior year budget submission** and a schedule of the proposed rate structure for the upcoming fiscal year. Explain any proposed changes in the rate structure and attach the resolution approving the change in the rate structure, if applicable.

THE AUTHORITY'S ANNUAL SERVICE CHARGES ARE CALCULATED ACCORDING TO A FORMULA IN WHICH 60% OF SERVICE CHARGES ARE BASED ON ADJUSTED METER FLOW, 20% ARE BASED ON WATER CONSUMPTION AND 20% ARE BASED ON WATER USAGE. THERE WILL BE NO CHANGE IN THIS FORMULA FOR THE 2018 SERVICE CHARGES. THE AUTHORITY'S CONNECTION FEE RATE IS UPDATED ANNUALLY IN ACCORDANCE WITH STATE STATUTE.

AUTHORITY CONTACT INFORMATION

2018

Please complete the following information regarding this Authority. All information requested below must be completed.

Name of Authority:	NORTHWEST BERGEN COUNTY UTILITIES AUTHORITY		
Federal ID Number:	22-1809103		
Address:	30 WYCKOFF AVENUE @ AUTHORITY DRIVE P.O. BOX 255		
City, State, Zip:	WALDWICK	NJ	07463
Phone: (ext.)	201-447-2660	Fax:	201-447-0247

Preparer's Name:	HOWARD HURWITZ		
Preparer's Address:	30 WYCKOFF AVENUE @ AUTHORITY DRIVE P.O. BOX 255		
City, State, Zip:	WALDWICK	NJ	07463
Phone: (ext.)	201-447-2660	Fax:	201-447-0247
E-mail:	HHURWITZ@NBCUA.COM		

Executive Director:	HOWARD HURWITZ		
Phone: (ext.)	201-447-2660	Fax:	201-447-0247
E-mail:	HHURWITZ@NBCUA.COM		

Treasurer:	TODD SHERER		
Phone: (ext.)	201-447-2660	Fax:	201-447-0247
E-mail:	TSHERER@NBCUA.COM		

Name of Auditor:	STEVEN WIELKOTZ		
Name of Firm:	FERRAIOLI, WIELKOTZ, CERULLO & CUVA, P.A.		
Address:	401 WANAQUE AVENUE		
City, State, Zip:	POMPTON LAKES	NJ	07442
Phone: (ext.)	973-835-7900	Fax:	973-835-6631
E-mail:	WIELKOTZ@OPTONLINE.NET		

AUTHORITY INFORMATIONAL QUESTIONNAIRE

NORTHWEST BERGEN COUNTY UTILITIES AUTHORITY

FISCAL YEAR: FROM: JAN. 1, 2018 TO: DEC. 31, 2018

Answer all questions below completely and attach additional information as required.

- 1) Provide the number of individuals employed in (Use **Most Recent W-3 Available 2016 or 2017**) as reported on the Authority's Form W-3, Transmittal of Wage and Tax Statements: **57**
- 2) Provide the amount of total salaries and wages as reported on the Authority's Form W-3, (Use **Most Recent W-3 Available 2016 or 2017**) Transmittal of Wage and Tax Statements: **\$4,212,280.37**
- 3) Provide the number of regular voting members of the governing body: **9**
- 4) Provide the number of alternate voting members of the governing body: **0**
- 5) Did any person listed on Page N-4 have a family or business relationship with any other person listed on Page N-4 during the current fiscal year? **NO** *If "yes," attach a description of the relationship including the names of the individuals involved and their positions at the Authority.*
- 6) Did all individuals that were required to file a Financial Disclosure Statement for the current fiscal year (**Most Recent Filing that March 31, 2017 or 2018 deadline has passed 2017 or 2018**) because of their relationship with the Authority file the form as required? (Checked to see if individuals actually filed at <http://www.state.nj.us/dca/divisions/dlgs/resources/fds.html> before answering) **YES** *If "no," provide a list of those individuals who failed to file a Financial Disclosure Statement and an explanation as to the reason for their failure to file.*
- 7) Does the Authority have any amounts receivable from current or former commissioners, officers, key employees or highest compensated employees? **NO** *If "yes," attach a list of those individuals, their position, the amount receivable, and a description of the amount due to the Authority.*
- 8) Was the Authority a party to a business transaction with one of the following parties:
 - a. A current or former commissioner, officer, key employee, or highest compensated employee? **NO**
 - b. A family member of a current or former commissioner, officer, key employee, or highest compensated employee? **NO**
 - c. An entity of which a current or former commissioner, officer, key employee, or highest compensated employee (or family member thereof) was an officer or direct or indirect owner? **NO***If the answer to any of the above is "yes," attach a description of the transaction including the name of the commissioner, officer, key employee, or highest compensated employee (or family member thereof) of the Authority; the name of the entity and relationship to the individual or family member; the amount paid; and whether the transaction was subject to a competitive bid process.*
- 9) Did the Authority during the most recent fiscal year pay premiums, directly or indirectly, on a personal benefit contract? A personal benefit contract is generally any life insurance, annuity, or endowment contract that benefits, directly or indirectly, the transferor, a member of the transferor's family, or any other person designated by the transferor. **NO** *If "yes," attach a description of the arrangement, the premiums paid, and indicate the beneficiary of the contract.*
- 10) Explain the Authority's process for determining compensation for all persons listed on Page N-4. Include whether the Authority's process includes any of the following: 1) review and approval by the commissioners or a committee thereof; 2) study or survey of compensation data for comparable positions in similarly sized entities; 3) annual or periodic performance evaluation; 4) independent compensation consultant; and/or 5) written employment contract. **Attach a narrative of your Authority's procedures for all employees.**
- 11) Did the Authority pay for meals or catering during the current fiscal year? **NO** *If "yes," attach a detailed list of all meals and/or catering invoices for the current fiscal year and provide an explanation for each expenditure listed.*

- 12) Did the Authority pay for travel expenses for any employee or individual listed on Page N-4? **YES** If “yes,” ***attach a detailed list of all travel expenses for the current fiscal year and provide an explanation for each expenditure listed.***
- 13) Did the Authority provide any of the following to or for a person listed on Page N-4 or any other employee of the Authority:
- a. First class or charter travel **NO**
 - b. Travel for companions **NO**
 - c. Tax indemnification and gross-up payments **NO**
 - d. Discretionary spending account **NO**
 - e. Housing allowance or residence for personal use **NO**
 - f. Payments for business use of personal residence **NO**
 - g. Vehicle/auto allowance or vehicle for personal use **NO**
 - h. Health or social club dues or initiation fees **NO**
 - i. Personal services (i.e.: maid, chauffeur, chef) **NO**
- If the answer to any of the above is “yes,” attach a description of the transaction including the name and position of the individual and the amount expended.*
- 14) Did the Authority follow a written policy regarding payment or reimbursement for expenses incurred by employees and/or commissioners during the course of Authority business and does that policy require substantiation of expenses through receipts or invoices prior to reimbursement? **YES** If “no,” *attach an explanation of the Authority’s process for reimbursing employees and commissioners for expenses. (If your authority does not allow for reimbursements indicate that in answer)*
- 15) Did the Authority make any payments to current or former commissioners or employees for severance or termination? **NO** If “yes,” *attach explanation including amount paid.*
- 16) Did the Authority make any payments to current or former commissioners or employees that were contingent upon the performance of the Authority or that were considered discretionary bonuses? **NO** If “yes,” *attach explanation including amount paid.*
- 17) Did the Authority comply with its Continuing Disclosure Agreements for all debt issuances outstanding by submitting its audited annual financial statements, annual operating data, and notice of material events to the Municipal Securities Rulemaking Board’s Electronic Municipal Marketplace Access (EMMA) as required? **YES** If “no,” *attach a description of the Authority’s plan to ensure compliance with its Continuing Disclosure Agreements in the future.*
- 18) Did the Authority receive any notices from the Department of Environmental Protection or any other entity regarding maintenance or repairs required to the Authority’s systems to bring them into compliance with current regulations and standards that it has not yet taken action to remediate? **NO** If “yes,” *attach explanation as to why the Authority has not yet undertaken the required maintenance or repairs and describe the Authority’s plan to address the conditions identified.*
- 19) Did the Authority receive any notices of fines or assessments from the Department of Environmental Protection or any other entity due to noncompliance with current regulations (i.e.: sewer overflow, etc.)? **NO** If “yes,” *attach a description of the event or condition that resulted in the fine or assessment and indicate the amount of the fine or assessment.*

N-3 ATTACHMENT

QUESTION 10: Explain the Authority’s process for determining compensation for all persons listed on Page N-4. Include whether the Authority’s process includes any of the following: 1) review and approval by the commissioners or a committee thereof; 2) study or survey of compensation data for comparable positions in similarly sized entities; 3) annual or periodic performance evaluation; 4) independent compensation consultant; and/or 5) written employment contract. *Attach a narrative of your Authorities procedures for all employees.*

ANSWER: Compensation is approved by the Commissioners after a review by a committee thereof.

QUESTION 12: Did the Authority pay for travel expenses for any employee or individual listed on Page N-4? **YES** If “yes,” attach a detailed list of all travel expenses for the current fiscal year and provide an explanation for each expenditure listed.

<u>EMPLOYEE</u>	<u>DATE</u>	<u>EXPENSE COST</u>	<u>EXPLANATION</u>
Hurwitz, Howard	4/26/2017	\$108.30	AEA Management Conference

**AUTHORITY SCHEDULE OF COMMISSIONERS, OFFICERS, KEY EMPLOYEES,
HIGHEST COMPENSATED EMPLOYEES AND INDEPENDENT CONTRACTORS**

NORTHWEST BERGEN COUNTY UTILITIES AUTHORITY

FISCAL YEAR: FROM: JAN. 1, 2018 TO: DEC. 31, 2018

Complete the attached table for all persons required to be listed per #1-4 below.

- 1) List all of the Authority's current commissioners and officers and amount of compensation from the Authority and any other public entities as defined below. Enter zero if no compensation was paid.
- 2) List all of the Authority's key employees and highest compensated employees other than a commissioner or officer as defined below and amount of compensation from the Authority and any other public entities.
- 3) List all of the Authority's former officers, key employees and highest compensated employees who received more than \$100,000 in reportable compensation from the Authority and any other public entities during the most recent fiscal year completed.
- 4) List all of the Authority's former commissioners who received more than \$10,000 in reportable compensation from the Authority and any other public entities during the most recent fiscal year completed.

Commissioner: A member of the governing body of the authority with voting rights. Include alternates for purposes of this schedule.

Officer: A person elected or appointed to manage the authority's daily operations at any time during the year, such as the chairperson, vice-chairperson, secretary, or treasurer. For the purposes of this schedule, treat the authority's top management official and top financial official as officers. A member of the governing body may be both a commissioner and an officer for the purposes of this schedule.

Key employee: An employee or independent contractor of the authority (other than a commissioner or officer) who meets both of the following criteria:

- a) The individual received reportable compensation from the authority and other public entities in excess of \$150,000 for the most recent fiscal year completed; and
- b) The individual has responsibilities or influence over the authority as a whole or has power to control or determine 10% or more of the authority's capital expenditures or operating budget.

Highest compensated employee: One of the five highest compensated employees or independent contractors of the authority other than current commissioners, officers, or key employees whose aggregate reportable compensation from the authority and other public entities is greater than \$100,000 for the most recent fiscal year completed.

Compensation: All forms of cash and non-cash payments or benefits provided in exchange for services, including salaries and wages, bonuses, severance payments, deferred payments, retirement benefits, fringe benefits, and other financial arrangements or transactions such as personal vehicles, meals, housing, personal and family education benefits, below-market loans, payment of personal or family travel, entertainment, and personal use of the Authority's property. Compensation includes payments and other benefits provided to both employees and independent contractors in exchange for services.

Reportable compensation: **(Use the Most Recent W-2 available 2017 or 2018.** The aggregate compensation that is reported (or is required to be reported) on Form W-2, box 1 or 5, whichever amount is greater, and/or Form 1099-MISC, box 7, for the most recent calendar year ended 60 days before the start of the proposed budget year. For example, for fiscal years ending December 31, 2018, the **most recent W-2** and 1099 should be used 2017 or 2016 (60 days prior to start of budget year is November 1, 2017, with 2016 being the most recent calendar year ended), and for fiscal years ending June 30, 2018, the calendar year 2017 W-2 and 1099 should be used (60 days prior to start of budget year is May 1, 2017, with 2017 being the most recent calendar year ended).

Other Public Entity: Any municipality, county, local authority, fire district, or other government unit, regardless of whether it is related in any way to the Authority either by function or by physical location.

Authority Schedule of Commissioners, Officers, Key Employees, Highest Compensated Employees and Independent Contractors (Continued)

Example Municipal Utilities Authority
 For the Period January 1, 2018 to December 31, 2018

Position (Can Check more than 1 Column for each person)
 Reportable Compensation from Authority (W-2/ 1099)

Name	Title	Average Hours per Week Dedicated to Position	Commissioner	Key Employee	Highest Compensated Employee	Former	Base Salary/ Stipend	Bonus	Other (auto allowance, expense account, payment in lieu of health benefits, etc.)	Estimated amount of other compensation from the Authority (health benefits, pension, etc.)	Total Compensation from Authority	Names of Other Public Entities where Individual is an Employee or Member of the Governing Body (1) See note below	Positions held at Other Public Entities Listed in Column O	Average Hours per Week Dedicated to Positions at Other Public Entities Listed in Column O	Reportable Compensation from Other Public Entities (W-2/ 1099)	Estimated amount of other compensation from Other Public Entities (health benefits, pension, payment in lieu of health benefits, etc.)	Total Compensation All Public Entities
1 Kasprian, Michael	Chairman	1.5	X				\$ 10,417			\$ -	\$ 10,417	none					\$ 10,417
2 Kelaher, Frank	Vice-Chairman	1.5	X				\$ 10,417			0	10,417	none					10,417
3 Bonagura, Dennis	Commissioner	1.5	X				0			0	0	none					0
4 Chewcaskie, Brian	Commissioner	1.5	X				10,417			0	10,417	Borough of Leonia	Boro attorney	10	75,000	0	85,417
5 Danubio, John	Commissioner	1.5	X				0			0	0	none					0
6 DePhillips, Christopher	Commissioner	1.5	X				0			0	0	none					0
7 Gabbert, Kenneth	Commissioner	1.5	X				10,417			0	10,417	none					10,417
8 Lo Iacono, Stephen	Commissioner	1.5	X				0			0	0	North Arlington	Administrator	40	144,000	11,000	155,000
9 Plumley, Marion	Commissioner	1.5	X				10,417			0	10,417	none					10,417
10 Sherer, Todd	Treasurer	1.5		X			4,925			31,080	36,005	Mahwah Planning Bo:	Chairman, memt	6	0	0	36,005
11 Gordon, Alison	Board Secretary	2		X			5,000			0	5,000	none					5,000
12 Hurwitz, Howard	Executive Director	35		X			154,919			21,100	176,019	none					176,019
13 Genetelli, Robert	Superintendent	40			X		142,881			30,596	173,477	Haworth; Rutgers	Lic Oper; Adjunc	2.15	11,200	0	184,677
14										0	0						0
15										0	0						0
Total:							\$ 359,809	\$ -	\$ -	\$ 82,776	\$ 442,585				\$ 230,200	\$ 11,000	\$ 683,785

(1) Insert "None" in this column for each individual that does not hold a position with another Public Entity

Schedule of Health Benefits - Detailed Cost Analysis

Northwest Bergen County Utilities Authority
For the Period January 1, 2018 to December 31, 2018

	# of Covered Members (Medical & Rx) Proposed Budget	Annual Cost		# of Covered Members (Medical & Rx) Current Year	Annual Cost per Employee Current Year	Total Prior year Year Cost	\$ Increase (Decrease)	% Increase (Decrease)
		Estimate per Employee Proposed Budget	Total Cost Estimate Proposed Budget					
Active Employees - Health Benefits - Annual Cost								
Single Coverage	6	\$ 11,223	\$ 67,338	8	\$ 11,694	\$ 93,552	\$ (26,214)	-28.0%
Parent & Child	4	19,946	79,782	3	20,890	62,670	17,112	27.3%
Employee & Spouse (or Partner)	9	22,419	201,771	8	23,238	185,904	15,867	8.5%
Family	30	31,356	940,665	29	30,516	884,964	55,701	6.3%
Employee Cost Sharing Contribution (enter as negative -)			(184,426)			(183,864)	(562)	0.3%
Subtotal	49		1,105,130	48		1,043,226	61,904	5.9%
Commissioners - Health Benefits - Annual Cost								
Single Coverage			-			-	-	#DIV/0!
Parent & Child			-			-	-	#DIV/0!
Employee & Spouse (or Partner)			-			-	-	#DIV/0!
Family			-			-	-	#DIV/0!
Employee Cost Sharing Contribution (enter as negative -)								#DIV/0!
Subtotal	0		-	0		-	-	#DIV/0!
Retirees - Health Benefits - Annual Cost								
Single Coverage	6	6,304	37,824	5	8,659	43,295	(5,471)	-12.6%
Parent & Child	1	9,981	9,981	1	10,515	10,515	(534)	-5.1%
Employee & Spouse (or Partner)	6	12,608	75,648	7	13,282	92,974	(17,326)	-18.6%
Family	2	40,572	81,144	3	33,400	100,200	(19,056)	-19.0%
Employee Cost Sharing Contribution (enter as negative -)								#DIV/0!
Subtotal	15		204,597	16		246,984	(42,387)	-17.2%
GRAND TOTAL	64		\$1,309,727	64		\$ 1,290,210	\$ 19,517	1.5%

Is medical coverage provided by the SHBP (Yes or No)? (Place Answer in Box) Yes or No
 Is prescription drug coverage provided by the SHBP (Yes or No)? (Place Answer in Box) Yes or No

Note: Remember to Enter an amount in rows for Employee Cost Sharing

Schedule of Accumulated Liability for Compensated Absences

Northwest Bergen County Utilities Authority
 For the Period January 1, 2018 to December 31, 2018

Complete the below table for the Authority's accrued liability for compensated absences.

X Box if Authority has no Compensated Absences

Individuals Eligible for Benefit	Gross Days of Accumulated Compensated Absences at End of Last Issued Audit Report	Dollar Value of Accrued Compensated Absence Liability	Legal Basis for Benefit (check applicable items)		
			Approved Labor Agreement	Resolution	Individual Employment Agreement
See attached Schedule N-6a		\$ 283,061			
Total liability for accumulated compensated absences at beginning of current year		<u>\$ 283,061</u>			

The total Amount Should agree to most recently issued audit report for the Authority

Schedule of Accumulated Liability for Compensated Absences (Detail)

Northwest Bergen County Utilities Authority
For the Period January 1, 2018 to December 31, 2018

Complete the below table for the Authority's accrued liability for compensated absences.

Individuals Eligible for Benefit	Gross Days of Accumulated Compensated Absences at beginning of Current Year	Dollar Value of Accrued Compensated Absence Liability	Legal Basis for Benefit (check applicable items)		
			Approved Labor Agreement	Resolution	Individual Employment Agreement
Agugliaro	115	\$ 4,042		X	
Brehm	40	\$ 1,314	x		
Brewer	181.5	\$ 13,965		x	
Brophy	192	\$ 8,331		x	
Capawana	173.5	\$ 9,674	x		
Capsouras	288.5	\$ 19,119	x		
Cardona	80	\$ 2,785	x		
Cole	152	\$ 5,430	x		
Coveney	82	\$ 2,595	x		
Damsma	128	\$ 4,732	x		
DeRienzo	132	\$ 4,686		x	
DiPaola	232	\$ 11,041		x	
Eletto	64	\$ 2,742		x	
Frank	25	\$ 994	x		
Gascon, J	25.5	\$ 943	x		
Gascon, M	77.5	\$ 2,698	x		
Genetelli	114	\$ 7,367		x	
Gordon	168	\$ 6,377		x	
Graziano	458.5	\$ 15,960	x		
Henry	145	\$ 16,129	x		
Hurwitz	266.5	\$ 20,720			x
James	178	\$ 15,734	x		
Joaquin	22	\$ 696	x		
Kacmar	264	\$ 11,743	x		
Kooistra	92	\$ 3,469	x		
Lerch	95.5	\$ 3,971	x		
LiGregni	46.5	\$ 1,256		x	
Locascio	88	\$ 2,710	x		
Malone	176	\$ 6,637	x		
Morelli	63	\$ 1,940	x		
Morgan	208	\$ 7,240	x		
Nacion	209	\$ 7,275	x		
Nelson	106.5	\$ 4,284	x		
Nunes	39.5	\$ 1,460	x		
Nye	25.5	\$ 838	x		
Oravetz	176	\$ 6,127	x		
Rackocy	8	\$ 278	x		
Richter	80	\$ 2,958	x		
Rotundo	112	\$ 5,183			x
Rucki	8	\$ 278	x		
Sacharoff	296	\$ 11,162	x		
Stefancik, J	168.5	\$ 5,753	x		
Stefancik, W	18.5	\$ 1,160	x		
Toledo-Sanchez	20	\$ 587	x		
Valtin	221	\$ 7,260	x		
Van Der Stad	230	\$ 8,006	x		
Varsolona	97	\$ 3,412		x	
Total liability for accumulated compensated absences at beginning of current year		\$ 283,061			

Schedule of Shared Service Agreements

Northwest Bergen County Utilities Authority

For the Period

January 1, 2018

to

December 31, 2018

Enter the shared service agreements that the Authority currently engages in and identify the amount that is received/paid for those services.

Name of Entity Providing Service	Name of Entity Receiving Service	Type of Shared Service Provided	Comments (Enter more specifics if needed)	Agreement Effective Date	Agreement End Date	Amount to be Received by/ Paid from Authority
See attached Sheet N-7a						

If No Shared Services X this Box

Northwest Bergen County Utilities Authority

For the Period January 1, 2018 to December 31, 2018

Enter the shared service agreements that the Authority currently engages in and identify the amount that is received/paid for those services.

Name of Entity Providing Service	Name of Entity Receiving Service	Type of Shared Service Provided	Comments (enter more specifics if needed)	Effective Date	Agreement End Date
NBCUA	Borough of Dumont	TV Inspection Agmt	received 11.7.2016	1.1.2017	12.31.2018
NBCUA	Borough of Emerson	TV Inspection Agmt	received 1.17.2017	1.1.2017	12.31.2018
NBCUA	Borough of Fair Lawn	TV Inspection Agmt	received 11.28.2016	1.1.2017	12.31.2018
NBCUA	Borough of Fair Lawn	Sewer Jet Agreement	received 11.28.2016	1.1.2017	12.31.2018
NBCUA	Borough of Franklin Lakes	TV Inspection Agmt	received 12.5.2016	1.1.2017	12.31.2018
NBCUA	Borough of Franklin Lakes	Sewer Jet Agreement	received 12.5.2016	1.1.2017	12.31.2018
NBCUA	City of Hackensack	TV Inspection Agmt	received 12.21.2016	1.1.2017	12.31.2018
NBCUA	City of Hackensack	Sewer Jet Agreement	received 12.21.2016	1.1.2017	12.31.2018
NBCUA	Borough of Haworth	Sewer Jet Agreement	received 10.31.2016	1.1.2017	12.31.2018
NBCUA	Borough of Haworth	TV Inspection Agmt	received 10.31.2013	1.1.2017	12.31.2018
NBCUA	Borough of Hillsdale	TV Inspection Agmt	emailed 9/20/16		
NBCUA	Borough of Hillsdale	Sewer Jet Agreement	emailed 9/20/16		
NBCUA	Borough of Little Ferry	Sewer Jet Agreement	received 11.21.2016	1.1.2017	12.31.2018
NBCUA	Borough of Little Ferry	TV Inspection Agmt	received 11.21.2016	1.1.2017	12.31.2018
NBCUA	Township of Mahwah	TV Inspection Agmt	received 11.14.2016	1.1.2017	12.31.2018
NBCUA	Borough of Midland Park	TV Inspection Agmt	received 11.17.2016	1.1.2017	12.31.2018
NBCUA	Borough of Midland Park	Sewer Jet Agreement	received 10.31.2016	1.1.2017	12.31.2018
NBCUA	Borough of New Milford	TV Inspection Agmt	received 11.3.2016	1.1.2017	12.31.2018
NBCUA	Borough of New Milford	Sewer Jet Agreement	received 11.03.2016	1.1.2017	12.31.2018
NBCUA	Borough of Oakland	TV Inspection Agmt	received 11.28.2016	1.1.2017	12.31.2018
NBCUA	Borough of Oakland	Sewer Jet Agreement	received 11.28.2016	1.1.2017	12.31.2018
NBCUA	Borough of Oradell	TV Inspection Agmt	received 11.7.2016	1.1.2017	12.31.2018
NBCUA	Borough of Oradell	Sewer Jet Agreement	REceived 11/7.2016	1.1.2017	12.31.2018
NBCUA	Borough of Palisades Park	TV Inspection Agmt	received 12.27.2016	1.1.2017	12.31.2018
NBCUA	Borough of Palisades Park	Sewer Jet Agreement	received 12.27.2016	1.1.2017	12.31.2018
NBCUA	Borough of Park Ridge	TV Inspection Agmt	received 2.1.2017	1.1.2017	12.31.2018
NBCUA	Borough of Park Ridge	Sewer Jet Agreement	received 2.1.2017	1.1.2017	12.31.2018
NBCUA	Borough of Ramsey	TV Inspection Agmt	mailed 10.13.2016		
NBCUA	Village of Ridgewood	TV Inspection Agmt	received 11.18.2016	1.1.2017	12.31.2018
NBCUA	Borough of River Edge	TV Inspection Agmt	received 11.16.2016	1.1.2017	12.31.2018
NBCUA	Borough of Rutherford	TV Inspection Agmt	received 10.27.2016	1.1.2017	12.31.2018
NBCUA	Borough of Upper Saddle River	TV Inspection Agmt	received 11.14.2016	1.1.2017	12.31.2018
NBCUA	Borough of Waldwick	TV Inspection Agmt	received 10.31.2016	1.1.2017	12.31.2018
NBCUA	Township of Washington	TV Inspection Agmt	received 12.19.2016	1.1.2017	12.31.2018
NBCUA	Township of Wyckoff	TV Inspection Agmt	received 12.12.2016	1.1.2017	12.31.2018
NBCUA	Township of Wyckoff	Sewer Jet Agreement	received 12.12.2016	1.1.2017	12.31.2018
NBCUA	County of Bergen	Shared Services Agmt	received 11/7.2016	11/6/2013	11/6/2019
NBCUA	Borough of Allendale	Shared Services Agmt	received	1/1/2017	12/31/2017
NBCUA	Borough of Saddle River	Shared Services Agmt	received 1.17.2016	1/1/2017	12/31/2017
NBCUA	Borough of Dumont	Shared Services Agmt	received 19/7.2016	9/1/2016	9/1/2018
NBCUA	Borough of Emerson	Shared Services Agmt	received 11/7.2016	1/1/2014	12/31/2018
NBCUA	Borough of Midland Park	Shared Services Agmt	received 9.5.2017	10/11/2017	10/11/2018
NBCUA	Township of Wyckoff	Shared Services Agmt	received	11/1/2010	10/31/2017
NBCUA	Borough of Waldwick	Shared Services Agmt	received 11/7.2016	1/1/2016	12/31/2017
NBCUA	Borough of Westwood	Shared Services Agmt	received 11/7.2016	1/1/2014	12/31/2018
NBCUA	Borough of Franklin Lakes	Shared Services Agmt	received 5.30.2017	6/1/2017	5/31/2018
NBCUA	Borough of Allendale	TV Inspection Agmt	received 11.7.2016	1.1.2017	12.31.2018
NBCUA	Borough of Allendale	Sewer Jet Agreement	received 1.18.2017	1.1.2017	12.31.2018
NBCUA	County of Bergen	TV Inspection Agmt	received 11.7.2016	1.1.2017	12.31.2018
NBCUA	County of Bergen	Sewer Jet Agreement	received 11.7.2016	1.1.2017	12.31.2018
NBCUA	Borough of Bergenfield	TV Inspection Agmt	received 1.6.2017	1.1.2017	12.31.2018
NBCUA	Borough of Bergenfield	Sewer Jet Agreement	received 12.15.2016	1.1.2017	12.31.2018
NBCUA	Borough of Bogota	TV Inspection Agmt	mailed 10.13.2016		
NBCUA	Borough of Closter	TV Inspection Agmt	received 1.20.2017	1.1.2017	12.31.2018
NBCUA	Borough of Cresskill	TV Inspection Agmt	received 10.25.2016	1.1.2017	12.31.2018

2018 AUTHORITY BUDGET

Financial Schedules Section

SUMMARY

Northwest Bergen County Utilities Authority
For the Period January 1, 2018 to December 31, 2018

	FY 2018 Proposed Budget						FY 2017 Adopted Budget	<i>\$ Increase (Decrease) Proposed vs. Adopted</i>	<i>% Increase (Decrease) Proposed vs. Adopted</i>	
	Wastewater Treatment	N/A	N/A	N/A	N/A	N/A	Total All Operations	Total All Operations	All Operations	All Operations
REVENUES										
Total Operating Revenues	\$ 14,026,505	\$ -	\$ -	\$ -	\$ -	\$ -	\$ 14,026,505	\$ 13,776,090	\$ 250,415	1.8%
Total Non-Operating Revenues	40,000	-	-	-	-	-	40,000	60,000	(20,000)	-33.3%
Total Anticipated Revenues	14,066,505	-	-	-	-	-	14,066,505	13,836,090	230,415	1.7%
APPROPRIATIONS										
Total Administration	1,947,452	-	-	-	-	-	1,947,452	1,750,998	196,454	11.2%
Total Cost of Providing Services	9,473,023	-	-	-	-	-	9,473,023	9,383,085	89,938	1.0%
Total Principal Payments on Debt Service in Lieu of Depreciation	1,487,715	-	-	-	-	-	1,487,715	1,977,019	(489,304)	-24.7%
Total Operating Appropriations	12,908,190	-	-	-	-	-	12,908,190	13,111,102	(202,912)	-1.5%
Total Interest Payments on Debt	358,315	-	-	-	-	-	358,315	424,988	(66,673)	-15.7%
Total Other Non-Operating Appropriations	800,000	-	-	-	-	-	800,000	300,000	500,000	166.7%
Total Non-Operating Appropriations	1,158,315	-	-	-	-	-	1,158,315	724,988	433,327	59.8%
Accumulated Deficit	-	-	-	-	-	-	-	-	-	#DIV/0!
Total Appropriations and Accumulated Deficit	14,066,505	-	-	-	-	-	14,066,505	13,836,090	230,415	1.7%
Less: Total Unrestricted Net Position Utilized	-	-	-	-	-	-	-	-	-	#DIV/0!
Net Total Appropriations	14,066,505	-	-	-	-	-	14,066,505	13,836,090	230,415	1.7%
ANTICIPATED SURPLUS (DEFICIT)	\$ -	\$ -	\$ -	\$ -	\$ -	\$ -	\$ -	\$ -	\$ -	#DIV/0!

Revenue Schedule

Northwest Bergen County Utilities Authority
For the Period January 1, 2018 to December 31, 2018

	FY 2018 Proposed Budget						FY 2017 Adopted Budget	\$ Increase (Decrease) Proposed vs. Adopted	% Increase (Decrease) Proposed vs. Adopted	
	Wastewater Treatment	N/A	N/A	N/A	N/A	N/A	Total All Operations	Total All Operations	All Operations	
							Total All Operations	Total All Operations	All Operations	
OPERATING REVENUES										
<i>Service Charges</i>										
Residential	12,741,505						\$ 12,741,505	\$ 12,491,090	\$ 250,415	2.0%
Business/Commercial						-	-	-	-	#DIV/0!
Industrial						-	-	-	-	#DIV/0!
Intergovernmental						-	-	-	-	#DIV/0!
Other						-	-	-	-	#DIV/0!
Total Service Charges	12,741,505	-	-	-	-	-	12,741,505	12,491,090	250,415	2.0%
<i>Connection Fees</i>										
Residential	100,000						100,000	100,000	-	0.0%
Business/Commercial	300,000						300,000	300,000	-	0.0%
Industrial						-	-	-	-	#DIV/0!
Intergovernmental						-	-	-	-	#DIV/0!
Other						-	-	-	-	#DIV/0!
Total Connection Fees	400,000	-	-	-	-	-	400,000	400,000	-	0.0%
<i>Parking Fees</i>										
Meters						-	-	-	-	#DIV/0!
Permits						-	-	-	-	#DIV/0!
Fines/Penalties						-	-	-	-	#DIV/0!
Other						-	-	-	-	#DIV/0!
Total Parking Fees	-	-	-	-	-	-	-	-	-	#DIV/0!
<i>Other Operating Revenues (List)</i>										
Outside Septage	650,000						650,000	650,000	-	0.0%
Solar Renewable Energy Credits	70,000						70,000	70,000	-	0.0%
IPP Permits	55,000						55,000	55,000	-	0.0%
Collection System Operation	50,000						50,000	50,000	-	0.0%
Miscellaneous Income	60,000						60,000	60,000	-	0.0%
						-	-	-	-	#DIV/0!
						-	-	-	-	#DIV/0!
						-	-	-	-	#DIV/0!
						-	-	-	-	#DIV/0!
						-	-	-	-	#DIV/0!
						-	-	-	-	#DIV/0!
Total Other Revenue	885,000	-	-	-	-	-	885,000	885,000	-	0.0%
Total Operating Revenues	14,026,505	-	-	-	-	-	14,026,505	13,776,090	250,415	1.8%
NON-OPERATING REVENUES										
<i>Other Non-Operating Revenues (List)</i>										
Type in							-	-	-	#DIV/0!
Type in							-	-	-	#DIV/0!
Type in							-	-	-	#DIV/0!
Type in							-	-	-	#DIV/0!
Type in							-	-	-	#DIV/0!
Type in							-	-	-	#DIV/0!
Total Other Non-Operating Revenue	-	-	-	-	-	-	-	-	-	#DIV/0!
<i>Interest on Investments & Deposits (List)</i>										
Interest Earned	40,000						40,000	60,000	(20,000)	-33.3%
Penalties							-	-	-	#DIV/0!
Other							-	-	-	#DIV/0!
Total Interest	40,000	-	-	-	-	-	40,000	60,000	(20,000)	-33.3%
Total Non-Operating Revenues	40,000	-	-	-	-	-	40,000	60,000	(20,000)	-33.3%
TOTAL ANTICIPATED REVENUES	\$ 14,066,505	\$ -	\$ -	\$ -	\$ -	\$ -	\$ 14,066,505	\$ 13,836,090	\$ 230,415	1.7%

Prior Year Adopted Revenue Schedule

Northwest Bergen County Utilities Authority

FY 2017 Adopted Budget

	Wastewater Treatment	N/A	N/A	N/A	N/A	N/A	Total All Operations
OPERATING REVENUES							
<i>Service Charges</i>							
Residential	12,491,090						\$ 12,491,090
Business/Commercial							-
Industrial							-
Intergovernmental							-
Other							-
Total Service Charges	12,491,090	-	-	-	-	-	12,491,090
<i>Connection Fees</i>							
Residential	100,000						100,000
Business/Commercial	300,000						300,000
Industrial							-
Intergovernmental							-
Other							-
Total Connection Fees	400,000	-	-	-	-	-	400,000
<i>Parking Fees</i>							
Meters							-
Permits							-
Fines/Penalties							-
Other							-
Total Parking Fees	-	-	-	-	-	-	-
<i>Other Operating Revenues (List)</i>							
Outside Septage and Sludge	650,000						650,000
Solar Renewable Energy Credits	70,000						70,000
IPP Permits	55,000						55,000
Collection System Operation	50,000						50,000
Miscellaneous Income	60,000						60,000
							-
							-
							-
							-
							-
							-
Total Other Revenue	885,000	-	-	-	-	-	885,000
Total Operating Revenues	13,776,090	-	-	-	-	-	13,776,090
NON-OPERATING REVENUES							
<i>Other Non-Operating Revenues (List)</i>							
Type in							-
Type in							-
Type in							-
Type in							-
Type in							-
Type in							-
Total Other Non-Operating Revenues	-	-	-	-	-	-	-
<i>Interest on Investments & Deposits</i>							
Interest Earned	60,000						60,000
Penalties							-
Other							-
Total Interest	60,000	-	-	-	-	-	60,000
Total Non-Operating Revenues	60,000	-	-	-	-	-	60,000
TOTAL ANTICIPATED REVENUES	\$ 13,836,090	\$ -	\$ -	\$ -	\$ -	\$ -	\$ 13,836,090

Appropriations Schedule

Northwest Bergen County Utilities Authority

For the Period January 1, 2018 to December 31, 2018

	FY 2018 Proposed Budget						FY 2017 Adopted Budget	\$ Increase (Decrease) Proposed vs. Adopted	% Increase (Decrease) Proposed vs. Adopted	
	Wastewater Treatment						Total All Operations			
	Treatment	N/A	N/A	N/A	N/A	N/A	Total All Operations	All Operations	All Operations	
OPERATING APPROPRIATIONS										
<i>Administration - Personnel</i>										
Salary & Wages	\$ 695,000					\$ 695,000	\$ 592,100	\$ 102,900	17.4%	
Fringe Benefits	379,452					379,452	329,098	50,354	15.3%	
Total Administration - Personnel	1,074,452	-	-	-	-	1,074,452	921,198	153,254	16.6%	
<i>Administration - Other (List)</i>										
Professionals	615,000					615,000	595,000	20,000	3.4%	
Communications	52,000					52,000	52,000	-	0.0%	
Executive	13,000					13,000	14,800	(1,800)	-12.2%	
Management	193,000					193,000	168,000	25,000	14.9%	
Miscellaneous Administration*						-	-	-	#DIV/0!	
Total Administration - Other	873,000	-	-	-	-	873,000	829,800	43,200	5.2%	
Total Administration	1,947,452	-	-	-	-	1,947,452	1,750,998	196,454	11.2%	
<i>Cost of Providing Services - Personnel</i>										
Salary & Wages	3,689,400					3,689,400	3,579,981	109,419	3.1%	
Fringe Benefits	1,992,123					1,992,123	2,021,604	(29,481)	-1.5%	
Total COPS - Personnel	5,681,523	-	-	-	-	5,681,523	5,601,585	79,938	1.4%	
<i>Cost of Providing Services - Other (List)</i>										
See Sheet F-4a	3,791,500					3,791,500	3,781,500	10,000	0.3%	
Type in Description						-	-	-	#DIV/0!	
Type in Description						-	-	-	#DIV/0!	
Type in Description						-	-	-	#DIV/0!	
Miscellaneous COPS*						-	-	-	#DIV/0!	
Total COPS - Other	3,791,500	-	-	-	-	3,791,500	3,781,500	10,000	0.3%	
Total Cost of Providing Services	9,473,023	-	-	-	-	9,473,023	9,383,085	89,938	1.0%	
Total Principal Payments on Debt Service in Lieu of Depreciation	1,487,715	-	-	-	-	1,487,715	1,977,019	(489,304)	-24.7%	
Total Operating Appropriations	12,908,190	-	-	-	-	12,908,190	13,111,102	(202,912)	-1.5%	
NON-OPERATING APPROPRIATIONS										
Total Interest Payments on Debt	358,315	-	-	-	-	358,315	424,988	(66,673)	-15.7%	
Operations & Maintenance Reserve						-	-	-	#DIV/0!	
Renewal & Replacement Reserve	800,000					800,000	300,000	500,000	166.7%	
Municipality/County Appropriation						-	-	-	#DIV/0!	
Other Reserves						-	-	-	#DIV/0!	
Total Non-Operating Appropriations	1,158,315	-	-	-	-	1,158,315	724,988	433,327	59.8%	
TOTAL APPROPRIATIONS	14,066,505	-	-	-	-	14,066,505	13,836,090	230,415	1.7%	
ACCUMULATED DEFICIT						-	-	-	#DIV/0!	
TOTAL APPROPRIATIONS & ACCUMULATED DEFICIT	14,066,505	-	-	-	-	14,066,505	13,836,090	230,415	1.7%	
UNRESTRICTED NET POSITION UTILIZED										
Municipality/County Appropriation	-	-	-	-	-	-	-	-	#DIV/0!	
Other						-	-	-	#DIV/0!	
Total Unrestricted Net Position Utilized	-	-	-	-	-	-	-	-	#DIV/0!	
TOTAL NET APPROPRIATIONS	\$ 14,066,505	\$ -	\$ -	\$ -	\$ -	\$ -	\$ 14,066,505	\$ 13,836,090	\$ 230,415	1.7%

* Miscellaneous line items may not exceed 5% of total operating appropriations shown below. If amount in miscellaneous is greater than the amount shown below, then the line item must be itemized above.

5% of Total Operating Appropriations \$ 645,409.50 \$ - \$ - \$ - \$ - \$ - \$ - \$ 645,409.50

Northwest Bergen County Utilities Authority
 For the Period January 1, 2018 to December 31, 2018

	FY 2018 Proposed Budget						FY 2017		
							Adopted	<i>\$ Increase</i>	<i>% Increase</i>
	Wastewater	N/A	N/A	N/A	N/A	N/A	Budget	<i>(Decrease)</i>	<i>(Decrease)</i>
	Treatment					Total All Operations	Proposed vs. Adopted	Proposed vs. Adopted	
							Total All Operations	All Operations	All Operations
OPERATING APPROPRIATIONS									
<i>Cost of Providing Services - Other (List)</i>									
Utilities	1,414,000					1,414,000	1,417,000	(3,000)	-0.2%
Insurance	170,000					170,000	170,000	-	0.0%
Vehicles	87,500					87,500	95,500	(8,000)	-8.4%
Collection System	368,000					368,000	345,000	23,000	6.7%
Sewage System and Laboratory	372,000					372,000	356,500	15,500	4.3%
Solids Disposal	1,165,000					1,165,000	1,170,000	(5,000)	-0.4%
Buildings and Grounds/Roads	215,000					215,000	227,500	(12,500)	-5.5%
Total COPS - Other	3,791,500	-	-	-	-	3,791,500	3,781,500	10,000	0.3%
								-	

Prior Year Adopted Appropriations Schedule

Northwest Bergen County Utilities Authority

	<i>FY 2017 Adopted Budget</i>						
	Wastewater Treatment	N/A	N/A	N/A	N/A	N/A	Total All Operations
OPERATING APPROPRIATIONS							
<i>Administration - Personnel</i>							
Salary & Wages	\$ 592,100						\$ 592,100
Fringe Benefits	329,098						329,098
Total Administration - Personnel	921,198	-	-	-	-	-	921,198
<i>Administration - Other (List)</i>							
Professionals	595,000						595,000
Communications	52,000						52,000
Executive	14,800						14,800
Management	168,000						168,000
Miscellaneous Administration*							-
Total Administration - Other	829,800	-	-	-	-	-	829,800
Total Administration	1,750,998	-	-	-	-	-	1,750,998
<i>Cost of Providing Services - Personnel</i>							
Salary & Wages	3,579,981						3,579,981
Fringe Benefits	2,021,604						2,021,604
Total COPS - Personnel	5,601,585	-	-	-	-	-	5,601,585
<i>Cost of Providing Services - Other (List)</i>							
Other COPS	3,781,500						3,781,500
Type In Description							-
Type In Description							-
Type In Description							-
Miscellaneous COPS*							-
Total COPS - Other	3,781,500	-	-	-	-	-	3,781,500
Total Cost of Providing Services	9,383,085	-	-	-	-	-	9,383,085
Total Principal Payments on Debt Service in Lieu of Depreciation	1,977,019	-	-	-	-	-	1,977,019
Total Operating Appropriations	13,111,102	-	-	-	-	-	13,111,102
NON-OPERATING APPROPRIATIONS							
Total Interest Payments on Debt	424,988	-	-	-	-	-	424,988
Operations & Maintenance Reserve							-
Renewal & Replacement Reserve	300,000						300,000
Municipality/County Appropriation							-
Other Reserves							-
Total Non-Operating Appropriations	724,988	-	-	-	-	-	724,988
TOTAL APPROPRIATIONS	13,836,090	-	-	-	-	-	13,836,090
ACCUMULATED DEFICIT							-
TOTAL APPROPRIATIONS & ACCUMULATED DEFICIT	13,836,090	-	-	-	-	-	13,836,090
UNRESTRICTED NET POSITION UTILIZED							
Municipality/County Appropriation	-	-	-	-	-	-	-
Other							-
Total Unrestricted Net Position Utilized	-	-	-	-	-	-	-
TOTAL NET APPROPRIATIONS	\$ 13,836,090	\$ -	\$ -	\$ -	\$ -	\$ -	\$ 13,836,090

* Miscellaneous line items may not exceed 5% of total operating appropriations shown below. If amount in miscellaneous is greater than the amount shown below, then the line item must be itemized above.

5% of Total Operating Appropriations \$ 655,555.10 \$ - \$ - \$ - \$ - \$ - \$ 655,555.10

Debt Service Schedule - Principal

Northwest Bergen County Utilities Authority

If Authority has no debt X this box

Fiscal Year Ending in

	Adopted Budget Year 2017	Proposed Budget Year 2018	2019	2020	2021	2022	2023	Thereafter	Total Principal Outstanding
<i>Wastewater Treatment</i>									
Bonds (see Sheet F-6a)	\$ 699,775	\$ 714,774	\$ 739,775	\$ 759,774	\$ 774,775	\$ 635,000	\$ 660,000	\$ 690,000	\$ 4,974,098
Loans (see Sheet F-6a)	1,277,244	772,941	777,940	795,940	809,941	829,939	843,941	8,251,552	13,082,194
Type in Issue Name									-
Type in Issue Name									-
Total Principal	1,977,019	1,487,715	1,517,715	1,555,714	1,584,716	1,464,939	1,503,941	8,941,552	18,056,292
<i>N/A</i>									
Type in Issue Name									-
Type in Issue Name									-
Type in Issue Name									-
Type in Issue Name									-
Total Principal	-	-	-	-	-	-	-	-	-
<i>N/A</i>									
Type in Issue Name									-
Type in Issue Name									-
Type in Issue Name									-
Type in Issue Name									-
Total Principal	-	-	-	-	-	-	-	-	-
<i>N/A</i>									
Type in Issue Name									-
Type in Issue Name									-
Type in Issue Name									-
Type in Issue Name									-
Total Principal	-	-	-	-	-	-	-	-	-
<i>N/A</i>									
Type in Issue Name									-
Type in Issue Name									-
Type in Issue Name									-
Type in Issue Name									-
Total Principal	-	-	-	-	-	-	-	-	-
TOTAL PRINCIPAL ALL OPERATIONS	\$ 1,977,019	\$ 1,487,715	\$ 1,517,715	\$ 1,555,714	\$ 1,584,716	\$ 1,464,939	\$ 1,503,941	\$ 8,941,552	\$ 18,056,292

Indicate the Authority's most recent bond rating and the year of the rating by ratings service

	<u>Moody's</u>	<u>Fitch</u>	<u>Standard & Poors</u>
Bond Rating	_____	_____	_____
Year of Last Rating	_____	_____	_____

5 Year Debt Service Schedule - Principal

Northwest Bergen County Utilities Authority

	<i>Fiscal Year Beginning in</i>								Total Principal Outstanding	
	Current Year (2017)	2018	2019	2020	2021	2022	2023	Thereafter		
<i>Authority Bonds</i>										
2008 BCIA Solar	\$ 159,775	\$ 159,774	\$ 159,775	\$ 159,774	\$ 159,775					\$ 639,098
2009 BCIA Pooled	540,000	555,000	580,000							1,135,000
2016 BCIA Pooled	-	-	-	600,000	615,000	635,000	660,000	690,000		3,200,000
Total Bond Principal	699,775	714,774	739,775	759,774	774,775	635,000	660,000	690,000		4,974,098
<i>Authority Loans</i>										
1997 NJWWT	519,304									-
2010 NJWWT	160,000	165,000	165,000	163,000	167,000	172,000	176,000	1,277,049		2,285,049
2012 NJWWT	184,879	189,880	194,880	199,879	204,880	209,880	214,880	1,862,411		3,076,690
2014 NJWWT	14,619	14,619	14,619	24,619	24,619	29,618	29,619	263,715		401,428
2015 NJWWT	398,442	403,442	403,441	408,442	413,442	418,441	423,442	4,848,377		7,319,027
Total Loan Principal	1,277,244	772,941	777,940	795,940	809,941	829,939	843,941	8,251,552		13,082,194
Total Principal	1,977,019	1,487,715	1,517,715	1,555,714	1,584,716	1,464,939	1,503,941	8,941,552		18,056,292

Debt Service Schedule - Interest

Northwest Bergen County Utilities Authority

If Authority has no debt X this box

Fiscal Year Ending in

	Adopted Budget Year 2017	Proposed Budget Year 2018	<i>Fiscal Year Ending in</i>					Thereafter	Total Interest Payments Outstanding
			2019	2020	2021	2022	2023		
<i>Wastewater Treatment</i>									
Bonds (see Sheet F-7a)	\$ 206,049	\$ 159,247	\$ 134,507	\$ 112,406	\$ 91,964	\$ 69,200	\$ 43,300	\$ 15,050	\$ 625,674
Loans (see Sheet F-7a)	218,939	199,068	191,769	183,466	170,340	156,366	141,666	614,768	1,657,443
Type in Issue Name									-
Type in Issue Name									-
Total Interest Payments	<u>424,988</u>	<u>358,315</u>	<u>326,276</u>	<u>295,872</u>	<u>262,304</u>	<u>225,566</u>	<u>184,966</u>	<u>629,818</u>	<u>2,283,117</u>
<i>N/A</i>									
Type in Issue Name									-
Type in Issue Name									-
Type in Issue Name									-
Type in Issue Name									-
Total Interest Payments	<u>-</u>	<u>-</u>	<u>-</u>	<u>-</u>	<u>-</u>	<u>-</u>	<u>-</u>	<u>-</u>	<u>-</u>
<i>N/A</i>									
Type in Issue Name									-
Type in Issue Name									-
Type in Issue Name									-
Type in Issue Name									-
Total Interest Payments	<u>-</u>	<u>-</u>	<u>-</u>	<u>-</u>	<u>-</u>	<u>-</u>	<u>-</u>	<u>-</u>	<u>-</u>
<i>N/A</i>									
Type in Issue Name									-
Type in Issue Name									-
Type in Issue Name									-
Type in Issue Name									-
Total Interest Payments	<u>-</u>	<u>-</u>	<u>-</u>	<u>-</u>	<u>-</u>	<u>-</u>	<u>-</u>	<u>-</u>	<u>-</u>
<i>N/A</i>									
Type in Issue Name									-
Type in Issue Name									-
Type in Issue Name									-
Type in Issue Name									-
Total Interest Payments	<u>-</u>	<u>-</u>	<u>-</u>	<u>-</u>	<u>-</u>	<u>-</u>	<u>-</u>	<u>-</u>	<u>-</u>
TOTAL INTEREST ALL OPERATIONS	<u><u>\$ 424,988</u></u>	<u><u>\$ 358,315</u></u>	<u><u>\$ 326,276</u></u>	<u><u>\$ 295,872</u></u>	<u><u>\$ 262,304</u></u>	<u><u>\$ 225,566</u></u>	<u><u>\$ 184,966</u></u>	<u><u>\$ 629,818</u></u>	<u><u>\$ 2,283,117</u></u>

5 Year Debt Service Schedule - Interest

Northwest Bergen County Utilities Authority

	Current Year (2017)	Fiscal Year Beginning in						Total Interest Outstanding	
		2018	2019	2020	2021	2022	2023		Thereafter
<i>Authority Bonds</i>									
2008 BCIA Solar	\$ 7,549	\$ 5,872	\$ 4,194	\$ 2,516	\$ 839	\$ -	\$ -	\$ -	\$ 13,421
2009 BCIA Pooled	198,500	35,025	11,963						46,988
2016 BCIA Pooled		118,350	118,350	109,890	91,125	69,200	43,300	15,050	565,265
Total Bond Interest	206,049	159,247	134,507	112,406	91,964	69,200	43,300	15,050	625,674
<i>Authority Loans</i>									
1997 NJWWT	8,748	-	-	-	-	-	-	-	-
2010 NJWWT	58,555	54,930	51,180	47,480	43,730	39,755	35,555	120,988	393,618
2012 NJWWT	67,936	64,063	59,936	55,561	50,935	46,061	40,936	144,718	462,210
2014 NJWWT	-	-	4,328	7,975	7,350	6,600	5,850	28,137	60,240
2015 NJWWT	83,700	80,075	76,325	72,450	68,325	63,950	59,325	320,925	741,375
Total Loan Interest	218,939	199,068	191,769	183,466	170,340	156,366	141,666	614,768	1,657,443
Total Interest	424,988	358,315	326,276	295,872	262,304	225,566	184,966	629,818	2,283,117

Net Position Reconciliation

Northwest Bergen County Utilities Authority

For the Period January 1, 2018 to December 31, 2018

FY 2018 Proposed Budget

	Wastewater Treatment	N/A	N/A	N/A	N/A	N/A	Total All Operations
TOTAL NET POSITION BEGINNING OF LATEST AUDIT REPORT YEAR(1)	\$ 35,956,715						\$ 35,956,715
Less: Invested in Capital Assets, Net of Related Debt (1)	33,619,844						33,619,844
Less: Restricted for Debt Service Reserve (1)	1,075,218						1,075,218
Less: Other Restricted Net Position (1)	5,234,409						5,234,409
Total Unrestricted Net Position (1)	(3,972,756)	-	-	-	-	-	(3,972,756)
Less: Designated for Non-Operating Improvements & Repairs							-
Less: Designated for Rate Stabilization							-
Less: Other Designated by Resolution	2,292,820						2,292,820
Plus: Accrued Unfunded Pension Liability (1)							-
Plus: Accrued Unfunded Other Post-Employment Benefit Liability (1)	11,016,882						11,016,882
Plus: Estimated Income (Loss) on Current Year Operations (2)							-
Plus: Other Adjustments (attach schedule)							-
UNRESTRICTED NET POSITION AVAILABLE FOR USE IN PROPOSED BUDGET	4,751,306	-	-	-	-	-	4,751,306
Unrestricted Net Position Utilized to Balance Proposed Budget	-	-	-	-	-	-	-
Unrestricted Net Position Utilized in Proposed Capital Budget	-	-	-	-	-	-	-
Appropriation to Municipality/County (3)	-	-	-	-	-	-	-
Total Unrestricted Net Position Utilized in Proposed Budget	-	-	-	-	-	-	-
PROJECTED UNRESTRICTED UNDESIGNATED NET POSITION AT END OF YEAR Last issued Audit Report (4)	\$ 4,751,306	\$ -	\$ -	\$ -	\$ -	\$ -	\$ 4,751,306

(1) Total of all operations for this line item must agree to audited financial statements.

(2) Include budgeted and unbudgeted use of unrestricted net position in the current year's operations.

(3) Amount may not exceed 5% of total operating appropriations. See calculation below.

Maximum Allowable Appropriation to Municipality/County \$ 645,410 \$ - \$ - \$ - \$ - \$ - \$ 645,410

(4) If Authority is projecting a deficit for any operation at the end of the budget period, the Authority must attach a statement explaining its plan to reduce the deficit, including the timeline for elimination of the deficit, if not already detailed in the budget narrative section.

2018
NORTHWEST
BERGEN
COUNTY
UTILITIES
AUTHORITY
CAPITAL
BUDGET/
PROGRAM

2018 CERTIFICATION OF AUTHORITY CAPITAL BUDGET/PROGRAM


NORTHWEST BERGEN COUNTY UTILITIES AUTHORITY

FISCAL YEAR: FROM: JAN. 1, 2018 TO: DEC. 31, 2018

[X] It is hereby certified that the Authority Capital Budget/Program annexed hereto is a true copy of the Capital Budget/Program approved, pursuant to N.J.A.C. 5:31-2.2, along with the Annual Budget, by the governing body of the Northwest Bergen County Utilities Authority, on the 17th day of October, 2017.

OR

[] It is hereby certified that the governing body of the _____ Authority have elected **NOT** to adopt a Capital Budget /Program for the aforesaid fiscal year, pursuant to N.J.A.C. 5:31-2.2 for the following reason(s): _____

Officer's Signature:			
Name:	ALISON GORDON		
Title:	BOARD SECRETARY		
Address:	30 WYCKOFF AVENUE @ AUTHORITY DRIVE P.O. BOX 255 WALDWICK, NJ 07463		
Phone Number:	201-447-2660	Fax Number:	201-447-0247
E-mail address	AGORDON@NBCUA.COM		

2018 CAPITAL BUDGET/PROGRAM MESSAGE

NORTHWEST BERGEN COUNTY UTILITIES AUTHORITY

FISCAL YEAR: FROM: JAN. 1, 2018 TO: DEC. 31, 2018

1. Has each municipality or county affected by the actions of the authority participated in the development of the capital plan and reviewed or approved the plans or projects included within the Capital Budget/Program?

YES.

2. Has each capital project/project financing been developed from a specific capital improvement plan or report; does it include full lifecycle costs; and is it consistent with appropriate elements of Master Plans or other plans in the jurisdiction(s) served by the authority?

YES.

3. Has a long-term (10-20 years) infrastructure needs assessment or other capital plan with a horizon beyond six years been prepared?

NO. A SHORT TERM PLAN FOR THE NEXT FIVE YEARS HAS BEEN DEVELOPED.

4. Describe the projected impact of the proposed capital projects, including impact on the schedule of rates, fees, and service charges and the impact on current and future year's schedules.

NO INCREASE IN SERVICE CHARGES IS REQUIRED TO FUND CAPITAL PROJECTS.

5. Please indicate which capital projects/project financings are being undertaken in the Metropolitan or Suburban Planning Areas as defined in the State Development and Redevelopment Plan.

NOT APPLICABLE.

6. Please indicate which capital projects/project financings are being undertaken within the boundary of a State Planning Commission-designated Center and/or Endorsed Plan and if the project was included in the Plan Implementation Agenda for that Center/Endorsed Plan.

NOT APPLICABLE.

Add additional sheets if necessary.

Proposed Capital Budget

Northwest Bergen County Utilities Authority

For the Period January 1, 2018 to December 31, 2018

		<i>Funding Sources</i>					
		Estimated Total Cost	Unrestricted Net Position Utilized	Renewal & Replacement Reserve	Debt Authorization	Capital Grants	Other Sources
<i>Wastewater Treatment</i>							
See Attached Schedule		\$ 8,495,000		\$ 250,000	\$ 8,245,000		
Type in Description		-					
Type in Description		-					
Type in Description		-					
Total		8,495,000	-	250,000	8,245,000	-	-
<i>N/A</i>							
Type in Description		-					
Type in Description		-					
Type in Description		-					
Type in Description		-					
Total		-	-	-	-	-	-
<i>N/A</i>							
Type in Description		-					
Type in Description		-					
Type in Description		-					
Type in Description		-					
Total		-	-	-	-	-	-
<i>N/A</i>							
Type in Description		-					
Type in Description		-					
Type in Description		-					
Type in Description		-					
Total		-	-	-	-	-	-
<i>N/A</i>							
Type in Description		-					
Type in Description		-					
Type in Description		-					
Type in Description		-					
Total		-	-	-	-	-	-
<i>N/A</i>							
Type in Description		-					
Type in Description		-					
Type in Description		-					
Type in Description		-					
Total		-	-	-	-	-	-
TOTAL PROPOSED CAPITAL BUDGET		\$ 8,495,000	\$ -	\$ 250,000	\$ 8,245,000	\$ -	\$ -

Enter brief description of up to four projects for each operation above. For operations with more than four budgeted projects, please attach additional schedules. Input total amount of all projects for the operation on single line and enter "See Attached Schedule" instead of project description.

Northwest Bergen County Utilities Authority

For the Period January 1, 2018 to December 31, 2018

	Estimated Total Cost	Funding Sources				
		Renewal 8				
		Unrestricted Net Position Utilized	Replacement Reserve	Debt Authorization	Capital Grants	Other Sources
<i>Wastewater Treatment</i>						
Aeration System Blower Replacement (S3400700-13)	\$ 600,000			\$ 600,000		
Wastewater Pump Station Improvements (S3400700-15)	\$ 2,500,000			\$ 2,500,000		
Wastewater Treatment Plant Improvements (S3400700-16)	\$ 2,500,000			\$ 2,500,000		
Incinerator Repairs	\$ 50,000		\$ 50,000			
Collection System Gravity Main Repairs	\$ 2,000,000		\$ 200,000	\$ 1,800,000	-	-
Collection System Expansion	\$ -					
Replacement Sewer Jet Truck	\$ 490,000			\$ 490,000		
Outpost Sewer Inspection Camera	\$ 115,000			\$ 115,000		
Fiber Optic Pump Station (HHKPS & MPPS Communication Cable)	\$ 55,000			\$ 55,000		
Upgrade Incinerator CEM Software	\$ 85,000			\$ 85,000		
Goffle Road PS PLC Replacement	\$ 100,000		\$ -	\$ 100,000	-	-
TOTAL PROPOSED CAPITAL BUDGET	\$ 8,495,000	\$ -	\$ 250,000	\$ 8,245,000	\$ -	\$ -

Enter brief description of up to four projects for each operation above. For operations with more than four budgeted projects, please attach additional schedules. Input total

5 Year Capital Improvement Plan

Northwest Bergen County Utilities Authority

For the Period January 1, 2018 to December 31, 2018

Fiscal Year Beginning in

	Estimated Total Cost	Current Budget					
		Year 2018	2019	2020	2021	2022	2023
<i>Wastewater Treatment</i>							
See Attached Schedule	\$ 33,325,000	\$ 8,495,000	\$ 7,130,000	\$ 1,550,000	\$ 6,800,000	\$ 1,550,000	\$ 7,800,000
Type in Description	-	-					
Type in Description	-	-					
Type in Description	-	-					
Total	33,325,000	8,495,000	7,130,000	1,550,000	6,800,000	1,550,000	7,800,000
<i>N/A</i>							
Type in Description	-	-					
Type in Description	-	-					
Type in Description	-	-					
Type in Description	-	-					
Total	-	-	-	-	-	-	-
<i>N/A</i>							
Type in Description	-	-					
Type in Description	-	-					
Type in Description	-	-					
Type in Description	-	-					
Total	-	-	-	-	-	-	-
<i>N/A</i>							
Type in Description	-	-					
Type in Description	-	-					
Type in Description	-	-					
Type in Description	-	-					
Total	-	-	-	-	-	-	-
<i>N/A</i>							
Type in Description	-	-					
Type in Description	-	-					
Type in Description	-	-					
Type in Description	-	-					
Total	-	-	-	-	-	-	-
TOTAL	\$ 33,325,000	\$ 8,495,000	\$ 7,130,000	\$ 1,550,000	\$ 6,800,000	\$ 1,550,000	\$ 7,800,000

Project descriptions entered on Page CB-3 will carry forward to Pages CB-4 and CB-5. No need to re-enter project descriptions above.

5 Year Capital Improvement Plan - Detail

Northwest Bergen County Utilities Authority

For the Period January 1, 2018 to December 31, 2018

	Estimated Total Cost	Fiscal Year Beginning in					
		Year 2018	2019	2020	2021	2022	2023
<i>Wastewater Treatment</i>							
Aeration System Blower Replacement (S3400700-13)	\$ 600,000	\$ 600,000					
Wastewater Pump Station Improvements (S3400700-15)	\$ 6,520,000	\$ 2,500,000	\$4,020,000				
Wastewater Treatment Plant Improvements (S3400700-16)	\$ 4,060,000	\$ 2,500,000	\$1,560,000				
Incinerator Repairs	\$ 800,000	\$ 50,000	\$ 50,000	\$ 50,000	\$ 300,000	\$ 50,000	\$ 300,000
Collection System Gravity Main Repair	\$ 9,500,000	\$ 2,000,000	\$ 1,500,000	\$ 1,500,000	\$1,500,000	\$1,500,000	\$ 1,500,000
Collection System Expansion	\$ 11,000,000				\$5,000,000		\$ 6,000,000
Replacement Sewer Jet Truck	\$ 490,000	\$ 490,000					
Outpost Sewer Inspection Camera	\$ 115,000	\$ 115,000					
Fiber Optic Pump Station (HHKPS & MPPS Communication Cable)	\$ 55,000	\$55,000					
Upgrade Incinerator CEM Software	\$ 85,000	\$85,000					
Goffle Road PS PLC Replacement	\$ 100,000	\$100,000					
			-	-	-	-	-
TOTAL	\$ 33,325,000	\$ 8,495,000	\$ 7,130,000	\$ 1,550,000	\$6,800,000	\$1,550,000	\$ 7,800,000

5 Year Capital Improvement Plan Funding Sources

Northwest Bergen County Utilities Authority

For the Period January 1, 2018 to December 31, 2018

		<i>Funding Sources</i>				
Estimated Total Cost	Unrestricted Net Position Utilized	Renewal & Replacement Reserve	Debt Authorization	Capital Grants	Other Sources	
<i>Wastewater Treatment</i>						
See Attached Schedule	\$ 33,325,000		\$ 650,000	\$ 32,675,000		
Type in Description	-					
Type in Description	-					
Type in Description	-					
Total	33,325,000	-	650,000	32,675,000	-	
<i>N/A</i>						
Type in Description	-					
Type in Description	-					
Type in Description	-					
Type in Description	-					
Total	-	-	-	-	-	
<i>N/A</i>						
Type in Description	-					
Type in Description	-					
Type in Description	-					
Type in Description	-					
Total	-	-	-	-	-	
<i>N/A</i>						
Type in Description	-					
Type in Description	-					
Type in Description	-					
Type in Description	-					
Total	-	-	-	-	-	
<i>N/A</i>						
Type in Description	-					
Type in Description	-					
Type in Description	-					
Type in Description	-					
Total	-	-	-	-	-	
TOTAL	\$ 33,325,000	\$ -	\$ 650,000	\$ 32,675,000	\$ -	
Total 5 Year Plan per CB-4	<u>\$ 33,325,000</u>					
Balance check		- If amount is other than zero, verify that projects listed above match projects listed on CB-4.				

Project descriptions entered on Page CB-3 will carry forward to Pages CB-4 and CB-5. No need to re-enter project descriptions above.

Northwest Bergen County Utilities Authority
 For the Period January 1, 2018 to December 31, 2018

	Estimated Total Cost	<i>Funding Sources</i>				
		Unrestricted Net Position Utilized	Renewal & Replacement Reserve	Debt Authorization	Capital Grants	Other Sources
Wastewater Treatment						
Aeration System Blower Replacement (S3400700-13)	\$ 600,000			\$ 600,000		
Wastewater Pump Station Improvements (S3400700-15)	\$ 6,520,000			\$ 6,520,000		
Wastewater Treatment Plant Improvements (S3400700-16)	\$ 4,060,000			\$ 4,060,000		
Incinerator Repairs	\$ 800,000		\$ 150,000	\$ 650,000		
Collection System Gravity Main Repairs	\$ 9,500,000	\$ 500,000	\$ 500,000	\$ 9,000,000		
Collection System Expansion	\$ 11,000,000			\$ 11,000,000		
Replacement Sewer Jet Truck	\$ 490,000			\$ 490,000		
Outpost Sewer Inspection Camera	\$ 115,000			\$ 115,000		
Fiber Optic Pump Station (HHKPS & MPPS Communication Cable)	\$ 55,000			55,000		
Upgrade Incinerator CEM Software	\$ 85,000			\$ 85,000		
Goffle Road PS PLC Replacement	\$ 100,000			\$ 100,000		
	\$ -					
	\$ -					
	-					
	-					
	-					
	-					
	-					
	-					
	-					
	-					
	-					
	-					
	-					
	-					
	-					
Total	\$ 33,325,000	\$ -	\$ 650,000	\$ 32,675,000		
	-					
	-					
	-					
	-					
	-					
	-					
	-					
	-					
	-					
Total	-	-	-	-	-	-
TOTAL PROPOSED CAPITAL BUDGET	\$ 33,325,000	\$ -	\$ 1,150,000	\$ 41,775,000	\$ -	\$ -

Enter brief description of up to four projects for each operation above. For operations with more than four budgeted projects, please attach additional schedules. Input total