

Authority Budget of: **ADOPTED COPY**

Northwest Bergen County Utilities Authority

State Filing Year


2020

For the Period:

January 1, 2020

to

December 31, 2020



www.nbcua.com
Authority Web Address

APPROVED COPY



Division of Local Government Services



2020 (2020-2021) AUTHORITY BUDGET

Certification Section

2020 (2020-2021)

**NORTHWEST BERGEN COUNTY UTILITIES AUTHORITY
AUTHORITY BUDGET**

FISCAL YEAR: FROM January 1, 2020 TO December 31, 2020

For Division Use Only

CERTIFICATION OF APPROVED BUDGET

It is hereby certified that the approved Budget made a part hereof complies with the requirements of law and the rules and regulations of the Local Finance Board, and approval is given pursuant to N.J.S.A. 40A:5A-11.

*State of New Jersey
Department of Community Affairs
Director of the Division of Local Government Services*

By: Paul D. Cwent CPA, RMA Date: 10/30/2019

CERTIFICATION OF ADOPTED BUDGET

It is hereby certified that the adopted Budget made a part hereof has been compared with the approved Budget previously certified by the Division, and any amendments made thereto. This adopted Budget is certified with respect to such amendments and comparisons only.

*State of New Jersey
Department of Community Affairs
Director of the Division of Local Government Services*

By: Paul D. Cwent CPA, RMA Date: 12/18/2019

2020 (2020-2021) PREPARER'S CERTIFICATION


NORTHWEST BERGEN COUNTY UTILITIES AUTHORITY

AUTHORITY BUDGET

FISCAL YEAR: FROM: JAN. 1, 2020 TO: DEC. 31, 2020

It is hereby certified that the Authority Budget, including both the Annual Budget and the Capital Budget/Program annexed hereto, represents the members of the governing body's resolve with respect to statute in that: all estimates of revenue are reasonable, accurate and correctly stated; all items of appropriation are properly set forth; and in itemization, form and content, the budget will permit the exercise of the comptroller function within the Authority.

It is further certified that all proposed budgeted amounts and totals are correct. Also, I hereby provide reasonable assurance that all assertions contained herein are accurate and all required schedules are completed and attached.

Preparer's Signature:			
Name:	James Rotundo		
Title:	Executive Director		
Address:	30 Wyckoff Avenue @ Authority Drive Waldwick, NJ 07463		
Phone Number:	201-447-2660	Fax Number:	201-447-0247
E-mail address	jrotundo@nbcua.com		

2020 (2020-2021) APPROVAL CERTIFICATION


NORTHWEST BERGEN COUNTY UTILITIES AUTHORITY

AUTHORITY BUDGET

FISCAL YEAR: FROM: JAN. 1, 2020 TO: DEC. 31, 2020

It is hereby certified that the Authority Budget, including all schedules appended hereto, are a true copy of the Annual Budget and Capital Budget/Program approved by resolution by the governing body of the Northwest Bergen County Utilities Authority, at an open public meeting held pursuant to N.J.A.C. 5:31-2.3, on the 15th day of October, 2019.

It is further certified that the recorded vote appearing in the resolution represents not less than a majority of the full membership of the governing body thereof.

Officer's Signature:			
Name:	Alison Gordon		
Title:	Board Secretary		
Address:	30 Wyckoff Avenue @ Authority Drive Waldwick, NJ 07463		
Phone Number:	201-447-2660	Fax Number:	201-447-0247
E-mail address	agordon@nbcua.com		

INTERNET WEBSITE CERTIFICATION

Authority's Web Address:	www.nbcua.com
--------------------------	--

All authorities shall maintain either an Internet website or a webpage on the municipality's or county's Internet website. The purpose of the website or webpage shall be to provide increased public access to the authority's operations and activities. N.J.S.A. 40A:5A-17.1 requires the following items to be included on the Authority's website at a minimum for public disclosure. Check the boxes below to certify the Authority's compliance with N.J.S.A. 40A:5A-17.1.

- A description of the Authority's mission and responsibilities
- Budgets for the current fiscal year and immediately preceding two prior years
- The most recent Comprehensive Annual Financial Report (Unaudited) or similar financial information (**Similar Information is such as PIE Charts, Bar Graphs etc. for such items as Revenues, Expenditures, and other information the Authority deems relevant to inform the public**)
- The complete (**All Pages**) annual audits (**Not the Audit Synopsis**) of the most recent fiscal year and immediately two prior years
- The Authority's rules, regulations and official policy statements deemed relevant by the governing body of the authority to the interests of the residents within the authority's service area or jurisdiction
- Notice posted pursuant to the "Open Public Meetings Act" for each meeting of the Authority, setting forth the time, date, location and agenda of each meeting
- The approved minutes of each meeting of the Authority including all resolutions of the board and their committees; for at least three consecutive fiscal years
- The name, mailing address, electronic mail address and phone number of every person who exercises day-to-day supervision or management over some or all of the operations of the Authority
- A list of attorneys, advisors, consultants and any other person, firm, business, partnership, corporation or other organization which received any remuneration of \$17,500 or more during the preceding fiscal year for any service whatsoever rendered to the Authority.

It is hereby certified by the below authorized representative of the Authority that the Authority's website or webpage as identified above complies with the minimum statutory requirements of N.J.S.A. 40A:5A-17.1 as listed above. A check in each of the above boxes signifies compliance.

Name of Officer Certifying compliance

James Rotundo

Title of Officer Certifying compliance

Executive Director

Signature

Page C-4



NORTHWEST BERGEN COUNTY UTILITES AUTHORITY

RESOLUTION

No. 77-2019

Date: October 15, 2019

2020 AUTHORITY BUDGET RESOLUTION

FISCAL YEAR: FROM: JAN. 1, 2020 TO: DEC. 31, 2020

WHEREAS, the Annual Budget and Capital Budget for the Northwest Bergen County Utilities Authority for the fiscal year beginning, January 1, 2020 and ending, December 31, 2020 has been presented before the governing body of the Northwest Bergen County Utilities Authority at its open public meeting of October 15, 2019; and

WHEREAS, the Annual Budget as introduced reflects Total Revenues of \$14,516,012, Total Appropriations, including any Accumulated Deficit if any, of \$14,516,012 and Total Unrestricted Net Position utilized \$0; and

WHEREAS, the Capital Budget as introduced reflects Total Capital Appropriations of \$5,891,000 and Total Unrestricted Net Position planned to be utilized as funding thereof, of \$560,000; Total Renewal and Replacement reserve planned to be utilized as funding thereof, of \$781,000; Total Debt Authorization planned to be utilized as funding thereof, of \$4,550,000; and

WHEREAS, the schedule of rates, fees and other charges in effect will produce sufficient revenues, together with all other anticipated revenues to satisfy all obligations to the holders of bonds of the Authority, to meet operating expenses, capital outlays, debt service requirements, and to provide for such reserves, all as may be required by law, regulation or terms of contracts and agreements; and

WHEREAS, in accordance with the Authority's General Bond Resolution adopted December 19, 1972, as amended, the Operating Expenses in the Annual Budget are not in excess of the reasonable and necessary amount thereof; and

WHEREAS, the Capital Budget/Program, pursuant to N.J.A.C. 5:31-2, does not confer any authorization to raise or expend funds; rather it is a document to be used as part of the said Authority's planning and management objectives. Specific authorization to expend funds for the purposes described in this section of the budget, must be granted elsewhere; by bond resolution, by a project financing agreement, by resolution appropriating funds from the Renewal and Replacement Reserve or other means provided by law.

NOW, THEREFORE BE IT RESOLVED, by the governing body of the Northwest Bergen County Utilities Authority, at an open public meeting held on October 15, 2019 that the Annual Budget, including all related schedules, and the Capital Budget/Program of Northwest Bergen County Utilities Authority for the fiscal year beginning, January 1, 2020 and ending, December 31, 2020 is hereby approved; and

NORTHWEST BERGEN COUNTY UTILITIES AUTHORITY

RESOLUTION

No. 77-2019

Date: October 15, 2019

2020 AUTHORITY BUDGET RESOLUTION

FISCAL YEAR: FROM: JAN. 1, 2020 TO: DEC. 31, 2020

BE IT FURTHER RESOLVED, that the anticipated revenues as reflected in the Annual Budget are of sufficient amount to meet all proposed expenditures/expenses and all covenants, terms and provisions as stipulated in the said Authority's outstanding debt obligations, capital lease arrangements, service contracts, and other pledged agreements; and


BE IT FURTHER RESOLVED, that the governing body of the Northwest Bergen County Utilities Authority will consider the Annual Budget and Capital Budget/Program for adoption on December 10, 2019.

BE IT FURTHER RESOLVED, that the Secretary be and she hereby is directed to publish Notice of the Public Hearing in the Record, Ridgewood News and one newspaper in the Borough of Manhattan City and State of New York; and

BE IT FURTHER RESOLVED, that the Secretary be and she hereby is directed to file the Budget of the Northwest Bergen County Utilities Authority for the Fiscal Year 2020 with the Trustee, the Consulting Engineer and the Participants, all in accord with the General Bond Resolution adopted December 19, 1972, as amended, and the Service Contract.

I hereby certify that this is a true copy of a resolution adopted by the Board of Commissioners of the Northwest Bergen County Utilities Authority on October 15, 2019.


SECRETARY


CHAIRMAN

Recorded Vote:

	Bonagura	Duch	Kelaheer	Lo Iacono	Mongelli	Ortega	Plumley	Kasparian
Offered		✓						
Seconded								✓
Aye	✓	✓	✓		✓	✓	✓	✓
Nay								
Absent				✓				
Abstain								


2020 (2020-2021) ADOPTION CERTIFICATION

NORTHWEST BERGEN COUNTY UTILITIES AUTHORITY

AUTHORITY BUDGET

FISCAL YEAR: FROM: JAN 1, 2020 TO: DEC. 31, 2020

It is hereby certified that the Authority Budget and Capital Budget/Program annexed hereto is a true copy of the Budget adopted by the governing body of the Northwest Bergen County Utilities Authority, pursuant to N.J.A.C. 5:31-2.3, on the 10th day of, December, 2019.

Officer's Signature:			
Name:	Alison Gordon		
Title:	Board Secretary		
Address:	30 Wyckoff Avenue @ Authority Drive, PO Box 255 Waldwick, NJ 07463		
Phone Number:	201-447-2660	Fax Number:	201-447-0247
E-mail address	agordon@nbcua.com		

NORTHWEST BERGEN COUNTY UTILITES AUTHORITY

RESOLUTION

No. 90-2019

Date: December 10, 2019

2020 ADOPTED BUDGET RESOLUTION

FISCAL YEAR: FROM: JAN. 1, 2020 TO: DEC. 31, 2020

WHEREAS, the Annual Budget and Capital Budget/Program for the Northwest Bergen County Utilities Authority for the fiscal year beginning January 1, 2020 and ending, December 31, 2020 has been presented for adoption before the governing body of the Northwest Bergen County Utilities Authority at its open public meeting of December 10, 2019; and

WHEREAS, the Annual Budget and Capital Budget as presented for adoption reflects each item of revenue and appropriation in the same amount and title as set forth in the introduced and approved budget, including all amendments thereto, if any, which have been approved by the Director of the Division of Local Government Services; and

WHEREAS, the Annual Budget as presented for adoption reflects Total Revenues of \$14,516,012, Total Appropriations, including any Accumulated Deficit if any, of \$14,516,012 and Total Unrestricted Net Position utilized of \$0; and

WHEREAS, the Capital Budget as presented for adoption reflects Total Capital Appropriations of \$5,891,000 and Total Unrestricted Net Position planned to be utilized as funding thereof, of \$560,000; and Total Renewal and Replacement Reserve planned to be utilized as funding thereof, of \$781,000; and Total Debt Authorization planned to be utilized as funding thereof, of \$4,550,000; and

NOW, THEREFORE BE IT RESOLVED, by the governing body of Northwest Bergen County Utilities Authority, at an open public meeting held on December 10, 2019 that the Annual Budget and Capital Budget/Program of the Northwest Bergen County Utilities Authority for the fiscal year beginning, January 1, 2020 and, ending, December 31, 2020 is hereby adopted and shall constitute appropriations for the purposes stated; and

BE IT FURTHER RESOLVED, that the Annual Budget and Capital Budget/Program as presented for adoption reflects each item of revenue and appropriation in the same amount and title as set forth in the introduced and approved budget, including all amendments thereto, if any, which have been approved by the Director of the Division of Local Government Services.

BE IT FURTHER RESOLVED, that the Secretary be and she hereby is authorized and directed to file copies of said Annual Budget with the Trustee, the Consulting Engineer and the participants all in accordance with Section 718 of the General Bond Resolution adopted December 19, 1972, as amended, or such other bond documents as may be applicable, and the Service Contract.

2020 (2020-2021) AUTHORITY BUDGET

Narrative and Information Section

2020 (2020-2021) AUTHORITY BUDGET MESSAGE & ANALYSIS

NORTHWEST BERGEN COUNTY UTILITIES AUTHORITY

AUTHORITY BUDGET

FISCAL YEAR: FROM: JAN. 1, 2020 TO: DEC. 31, 2020

Answer all questions below. Attach additional pages and schedules as needed.

1. Complete a brief statement on the 2020/2020-2021 proposed Annual Budget and make comparison to the 2019/2019-2020 adopted budget for each Revenues and Appropriations. Explain any variances over +/-10% (As shown on budget pages F-2 and F-4 explain the reason for changes for each revenue and appropriation changing more than 10%) for each individual revenue and appropriation line item. Explanations of variances should include a description of the reason for the increase/decrease in the budgeted line item, not just an indication of the amount and percent of the change. Attach any supporting documentation that will help to explain the reason for the increase/decrease in the budgeted line item.

THE AUTHORITY HAS PROPOSED A \$269,074 (1.9%) INCREASE IN TOTAL REVENUES ANTICIPATED AND PROPOSED APPROPRIATIONS OF \$14,516,012 IN THE 2020 BUDGET OVER THE ADOPTED 2019 REVENUES AND APPROPRIATIONS OF \$14,246,938. THE PROPOSED 2020 BUDGET DID NOT INCLUDE ANY VARIANCES +/- 10 PERCENT FROM THE 2019 BUDGET.

2. Describe the state of the local/regional economy and how it may impact the proposed Annual Budget, including the planned Capital Budget/Program. (Example Consider New Development projects such as Housing /Commercial projects impact on the Authorities expenses or revenues)

THE LOCAL ECONOMY HAS BEEN STEADILY IMPROVING IN THE AREAS SERVICED BY THE AUTHORITY. THE NORTHWEST BERGEN COUNTY UTILITIES AUTHORITY HAS CONSIDERED THIS FACTOR WHILE PREPARING THE 2020 BUDGET.

3. Describe the reasons for utilizing Unrestricted Net Position in the proposed Annual Budget and or Capital Budget, i.e. rate stabilization, debt service reduction, to balance the budget, etc. If the Authority's budget anticipates a use of Unrestricted Net Position, this question must be answered.

THE AUTHORITY PLANS TO UTILIZE \$560,000 OF UNRESTRICTED NET POSITION IN THE 2020 CAPITAL BUDGET TO FUND VARIOUS IMPROVEMENTS TO THE FACILITY AND PURCHASE EQUIPMENT.

4. Identify any sources of funds transferred to the County/Municipality as a budget subsidy or a shared service payments, pilot payments, or other types of contracts or agreements (Example to provide police services to the Authority etc. and explain the reason for the transfer (i.e.: to balance the County/Municipality budget, etc.).

NOT APPLICABLE. THERE ARE NOT SUCH FUNDS INCLUDED IN THE 2020 BUDGET.

5. The proposed budget must not reflect an anticipated deficit from 2020/2020-2021 operations. If there exists an accumulated deficit from prior years' budgets (and funding is included in the proposed budget as a result of a prior deficit) explain the funding plan to eliminate said deficit (N.J.S.A. 40A:5A-12). If the Authority has a net deficit reported in its most recent audit, it must provide a deficit reduction plan in response to this question.

THE AUTHORITY REPORTED A (\$8,469,618) DEFICIT IN UNRESTRICTED, UNDESIGNATED NET POSITION IN THEIR AUDIT REPORT FOR THE YEAR ENDING DECEMBER 31, 2018. OF THIS DEFICIT, \$11,086,935 IS DIRECTLY ATTRIBUTABLE TO THE IMPLEMENTATION OF GASB STATEMENT NO. 68. THE AUTHORITY WILL CONTINUE TO PAY THE ANNUAL PENSION BILL AND OVERTIME THE INCREASING AMOUNTS OF THESE PAYMENTS WILL FUND THE DEFICIT.

6. Attach a schedule of the Authority's existing rate structure (connection fees, parking fees, service charges, etc.) **if it has been changed since the prior year budget submission** and a schedule of the proposed rate structure for the upcoming fiscal year. Explain any proposed changes in the rate structure and attach the resolution approving the change in the rate structure, if applicable. (If no changes to fees or rates indicate (**Answer as "Rates Are Staying the Same"**))

THE AUTHORITY'S ANNUAL SERVICE CHARGES ARE CALCULATED ACCORDING TO A FORMULA IN WHICH 60% OF THE SERVICE CHARGES ARE BASED ON ADJUSTED METER FLOW, 20% ARE BASED ON WATER CONSUMPTION AND 20% ARE BASED ON WATER USAGE. THERE WILL BE NO CHANGE IN THIS FORMULA FOR THE 2020 SERVICE CHARGES. THE AUTHORITY'S CONNECTION FEE RATE WAS CHANGE SINCE THE PRIOR BUDGET SUBMISSION TO \$5,833 PER SERVICE UNIT. THE AUTHORITY DOES NOT ANTICIPATE AN INCREASE IN CONNECTION FEE INCOME IN 2020 OVER THE ANTICIPATED CONNECTION FEE INCOME IN THE 2019 BUDGET.

AUTHORITY CONTACT INFORMATION 2020 (2020-2021)

Please complete the following information regarding this Authority. All information requested below must be completed.

Name of Authority:	NORTHWEST BERGEN COUTY UTILITIES AUTHORITY		
Federal ID Number:	22-1809103		
Address:	30 Wyckoff Avenue @ Authority Drive, P.O. Box 255		
City, State, Zip:	Waldwick	NJ	07463
Phone: (ext.)	201-447-2660	Fax:	201-447-0247

Preparer's Name:	James Rotundo		
Preparer's Address:	30 Wyckoff Avenue @ Authority Drive		
City, State, Zip:	Waldwick	NJ	07463
Phone: (ext.)	201-447-2660	Fax:	201-447-0247
E-mail:	jrotundo@nbcua.com		

Chief Executive Officer:(1)	James Rotundo		
<i>(1) Or person who performs these functions under another Title</i>			
Phone: (ext.)	201-447-2660	Fax:	201-447-0247
E-mail:	jrotundo@nbcua.com		

Treasurer:	Todd Sherer		
<i>(1) Or person who performs these functions under another Title</i>			
Phone: (ext.)	201-447-2660	Fax:	201-447-0247
E-mail:	-		

Name of Auditor:	Steven Wielkotz		
Name of Firm:	Ferraioli, Wielkotz, Cerullo & Cuva, P.A.		
Address:	401 Wanaque Avenue		
City, State, Zip:	Pompton Lakes	NJ	07442
Phone: (ext.)	973-835-7900	Fax:	973-835-6631
E-mail:	wielkotz@optonline.net		

AUTHORITY INFORMATIONAL QUESTIONNAIRE

Northwest Bergen County Utilities Authority

FISCAL YEAR: FROM: JAN. 1, 2020 TO: DEC. 31, 2020

Answer all questions below completely and attach additional information as required.

- 1) Provide the number of individuals employed in (Use Most Recent W-3 Available **2018** or 2019) as reported on the Authority's Form W-3, Transmittal of Wage and Tax Statements: **63**
- 2) Provide the amount of total salaries and wages as reported on the Authority's Form W-3, (Use Most Recent W-3 Available **2018** or 2019) Transmittal of Wage and Tax Statements: **\$4,466,130.93**
- 3) Provide the number of regular voting members of the governing body: **9** (Even if not all commissioners have been appointed (Total Commissioners are either 5 or 7 (*Regional Authorities may have more than 7 members*)) s per statute for your Authority)
- 4) Provide the number of alternate voting members of the governing body: **0** (Maximum is 2)
- 5) Did any person listed on Page N-4 have a family or business relationship with any other person listed on Page N-4 during the current fiscal year? **NO** If "yes," attach a description of the relationship including the names of the individuals involved and their positions at the Authority.
- 6) Did all individuals that were required to file a Financial Disclosure Statement for the current fiscal year (Most Recent Filing that March 31, 2019 or 2020 deadline has passed 2019 or 2020) because of their relationship with the Authority file the form as required? (Checked to see if individuals actually filed at <http://www.state.nj.us/dca/divisions/dlgs/resources/fds.html> before answering) **YES** If "no," provide a list of those individuals who failed to file a Financial Disclosure Statement and an explanation as to the reason for their failure to file.
- 7) Does the Authority have any amounts receivable from current or former commissioners, officers, key employees or highest compensated employees? **NO** If "yes," attach a list of those individuals, their position, the amount receivable, and a description of the amount due to the Authority.
- 8) Was the Authority a party to a business transaction with one of the following parties:
 - a. A current or former commissioner, officer, key employee, or highest compensated employee? **NO**
 - b. A family member of a current or former commissioner, officer, key employee, or highest compensated employee? **NO**
 - c. An entity of which a current or former commissioner, officer, key employee, or highest compensated employee (or family member thereof) was an officer or direct or indirect owner? **NO***If the answer to any of the above is "yes," attach a description of the transaction including the name of the commissioner, officer, key employee, or highest compensated employee (or family member thereof) of the Authority; the name of the entity and relationship to the individual or family member; the amount paid; and whether the transaction was subject to a competitive bid process.*
- 9) Did the Authority during the most recent fiscal year pay premiums, directly or indirectly, on a personal benefit contract? A personal benefit contract is generally any life insurance, annuity, or endowment contract that benefits, directly or indirectly, the transferor, a member of the transferor's family, or any other person designated by the transferor. **NO** If "yes," attach a description of the arrangement, the premiums paid, and indicate the beneficiary of the contract.
- 10) Explain the Authority's process for determining compensation for all persons listed on Page N-4. Include whether the Authority's process includes any of the following: 1) review and approval by the commissioners or a committee thereof; 2) study or survey of compensation data for comparable positions in similarly sized entities; 3) annual or periodic performance evaluation; 4) independent compensation consultant; and/or 5) written employment contract. **Attach a narrative of your Authority's procedures for all individuals listed on Page N-4 (2 of 2).**

- 11) Did the Authority pay for meals or catering during the current fiscal year? **YES** *If "yes," attach a detailed list of all meals and/or catering invoices for the current fiscal year and provide an explanation for each expenditure listed.*
- 12) Did the Authority pay for travel expenses for any employee or individual listed on Page N-4? **YES** *If "yes," attach a detailed list of all travel expenses for the current fiscal year and provide an explanation for each expenditure listed.*
- 13) Did the Authority provide any of the following to or for a person listed on Page N-4 or any other employee of the Authority?
- a. First class or charter travel **NO**
 - b. Travel for companions **NO**
 - c. Tax indemnification and gross-up payments **NO**
 - d. Discretionary spending account **NO**
 - e. Housing allowance or residence for personal use **NO**
 - f. Payments for business use of personal residence **NO**
 - g. Vehicle/auto allowance or vehicle for personal use **NO**
 - h. Health or social club dues or initiation fees **NO**
 - i. Personal services (i.e.: maid, chauffeur, chef) **NO**
- If the answer to any of the above is "yes," attach a description of the transaction including the name and position of the individual and the amount expended.*
- 14) Did the Authority follow a written policy regarding payment or reimbursement for expenses incurred by employees and/or commissioners during the course of Authority business and does that policy require substantiation of expenses through receipts or invoices prior to reimbursement? **YES** *If "no," attach an explanation of the Authority's process for reimbursing employees and commissioners for expenses. (If your authority does not allow for reimbursements indicate that in answer)*
- 15) Did the Authority make any payments to current or former commissioners or employees for severance or termination? **NO** *If "yes," attach explanation including amount paid.*
- 16) Did the Authority make any payments to current or former commissioners or employees that were contingent upon the performance of the Authority or that were considered discretionary bonuses? **NO** *If "yes," attach explanation including amount paid.*
- 17) Did the Authority comply with its Continuing Disclosure Agreements for all debt issuances outstanding by submitting its audited annual financial statements, annual operating data, and notice of material events to the Municipal Securities Rulemaking Board's Electronic Municipal Marketplace Access (EMMA) as required? **YES** *If "no," attach a description of the Authority's plan to ensure compliance with its Continuing Disclosure Agreements in the future. (If no bonded Debt answer is Not Applicable). (New Jersey Infrastructure Trust Loans are not bonded debt of an Authority)*
- 18) Did the Authority receive any notices from the Department of Environmental Protection or any other entity regarding maintenance or repairs required to the Authority's systems to bring them into compliance with current regulations and standards that it has not yet taken action to remediate? **NO** *If "yes," attach explanation as to why the Authority has not yet undertaken the required maintenance or repairs and describe the Authority's plan to address the conditions identified.*
- 19) Did the Authority receive any notices of fines or assessments from the Department of Environmental Protection or any other entity due to noncompliance with current regulations (i.e.: sewer overflow, etc.)? **NO** *If "yes," attach a description of the event or condition that resulted in the fine or assessment and indicate the amount of the fine or assessment.*

N-3 ATTACHMENT

QUESTION 10: Explain the Authority's process for determining compensation for all persons listed on Page N-4. Include whether the Authority's process includes any of the following: 1) review and approval by the commissioners or a committee thereof; 2) study or survey of compensation data for comparable positions in similarly sized entities; 3) annual or periodic performance evaluation; 4) independent compensation consultant; and/or 5) written employment contract. *Attach a narrative of your Authorities procedures for all employees.*

ANSWER: Compensation is approved by the Commissioners after a review by a committee thereof.

QUESTION 11: Did the Authority pay for meals or catering during the current fiscal year? YES *If "yes," attach a detailed list of all meals and/or catering invoices for the current fiscal year and provide an explanation for each expenditure listed.*

ANSWER:

Italian Riviera	3/4/2019	Lunch for Employee Training	\$195.54
Italian Riviera	3/6/2019	Lunch for Employee Training	\$197.14

QUESTION 12: Did the Authority pay for travel expenses for any employee or individual listed on Page N-4? **YES** *If "yes," attach a detailed list of all travel expenses for the current fiscal year and provide an explanation for each expenditure listed.*

<u>EMPLOYEE</u>	<u>DATE</u>	<u>EXPENSE COST</u>	<u>EXPLANATION</u>
James Rotundo	3/13/2019	\$283.78	AEA Conference

(This page is directions for filling in page (N-4 (2-of 2)) (No answers should be entered on this page)

**AUTHORITY SCHEDULE OF COMMISSIONERS, OFFICERS, KEY EMPLOYEES,
HIGHEST COMPENSATED EMPLOYEES AND INDEPENDENT CONTRACTORS**

Northwest Bergen County Utilities Authority

FISCAL YEAR: FROM: JAN. 1, 2020 TO: DEC. 31, 2020

Complete the attached table for all persons required to be listed per #1-4 below.

- 1) List all of the Authority's current commissioners and officers and amount of compensation from the Authority and any other public entities as defined below. Enter zero if no compensation was paid.
- 2) List all of the Authority's key employees and highest compensated employees other than a commissioner or officer as defined below and amount of compensation from the Authority and any other public entities.
- 3) List all of the Authority's former officers, key employees and highest compensated employees who received more than \$100,000 in reportable compensation from the Authority and any other public entities during the most recent fiscal year completed.
- 4) List all of the Authority's former commissioners who received more than \$10,000 in reportable compensation from the Authority and any other public entities during the most recent fiscal year completed.

Commissioner: A member of the governing body of the authority with voting rights. Include alternates for purposes of this schedule.

Officer: A person elected or appointed to manage the authority's daily operations at any time during the year, such as the chairperson, vice-chairperson, secretary, or treasurer. For the purposes of this schedule, treat the authority's top management official and top financial official as officers. A member of the governing body may be both a commissioner and an officer for the purposes of this schedule.

Key employee: An employee or independent contractor of the authority (other than a commissioner or officer) who meets both of the following criteria:

- a) The individual received reportable compensation from the authority and other public entities in excess of \$150,000 for the most recent fiscal year completed; and
- b) The individual has responsibilities or influence over the authority as a whole or has power to control or determine 10% or more of the authority's capital expenditures or operating budget.

Highest compensated employee: One of the five highest compensated employees or independent contractors of the authority other than current commissioners, officers, or key employees whose aggregate reportable compensation from the authority and other public entities is greater than \$100,000 for the most recent fiscal year completed.

Compensation: All forms of cash and non-cash payments or benefits provided in exchange for services, including salaries and wages, bonuses, severance payments, deferred payments, retirement benefits, fringe benefits, and other financial arrangements or transactions such as personal vehicles, meals, housing, personal and family education benefits, below-market loans, payment of personal or family travel, entertainment, and personal use of the Authority's property. Compensation includes payments and other benefits provided to both employees and independent contractors in exchange for services.

Reportable compensation: (Use the Most Recent W-2 available 2018 or 2019). The aggregate compensation that is reported (or is required to be reported) on Form W-2, box 1 or 5, whichever amount is greater, and/or Form 1099-MISC, box 7, for the most recent calendar year ended 60 days before the start of the proposed budget year. For example, for fiscal years ending December 31, 2020, the most recent W-2 and 1099 should be used 2019 or 2018 (60 days prior to start of budget year is November 1, 2019, with 2018 being the most recent calendar year ended), and for fiscal years ending June 30, 2020, the calendar year 2019 W-2 and 1099 should be used (60 days prior to start of budget year is May 1, 2019, with 2019 being the most recent calendar year ended).

Other Public Entity: Any municipality, county, local authority, fire district, or other government unit, regardless of whether it is related in any way to the Authority either by function or by physical location.

Position (Can Check more than 1 Column for each person)

Reportable Compensation from Authority (W-2/1099)

Name	Title	Average Hours per Week Dedicated to Position	Commissioner	Officer	Key Employee	Former	Highest Compensated Employees		Other (auto allowances, expense account, payment in lieu of health benefits, etc.)	Estimated amount of other compensation from the Authority (health benefits, pension, etc.)	Total Compensation from Authority	Names of Other Public Entities where individual is an Employee or Member of the Governing Body (1) see note below	Positions held at Other Public Entities Listed in Column D	Average Hours per Week Dedicated to Positions at Other Public Entities Listed in Column D	Reportable Compensation from Other Public Entities (W-2/1099)	Estimated amount of other compensation from Other Public Entities (health benefits, pension, health benefits, etc.)	Total Compensation All Public Entities
							Base Salary/Stipend	Bonus									
Michael Kasparian	Chairman	1	X							\$ 2,817	\$ 3,140	None				\$ 3,140	
Frank Kelaher	Vice-Chairman	1	X							5,000	5,383	None				5,383	
Dennis Bonagura	Commissioner	1	X							0	0	0	City of Garfield	195,241	0	233,070	
Thomas Duch	Commissioner	1	X							0	0	0	Garfield Redevlop.	5,000	0	5,000	
Thomas Duch (cont.)										0	0	0	Garfield Redevlop.	12,000	0	12,000	
Thomas Duch (cont.)										0	0	0	North Arlington	139,544	0	139,544	
Stephen Lo Iacono	Commissioner	1	X							0	0	0	South Bergen JIF	0	0	0	
Stephen Lo Iacono cont.										0	0	0	Mahwah Planning Bd	0	0	0	
Stephen Lo Iacono cont.										0	0	0	None	0	0	0	
Bart Wiergall	Commissioner	1	X							0	0	0	County of Bergen	57,000	0	57,000	
Marianne Ortega	Commissioner	1	X							0	5,383	0	None	0	0	5,383	
Marion Plumley	Commissioner	1	X							383	383	0	None	0	0	383	
Todd Sherer	Treasurer	1								32,535	37,450	0	None	0	0	37,450	
James Rotundo	Executive Director	35								13,236	123,541	0	Palisades Park	22,740	35,092	179,373	
Allison Gordon	Board Secretary	2								383	5,383	0	None	83,587	10,471	89,441	
Robert Genestelli	Superintendent	40								30,392	184,444	0	Rutgers University	8,000	0	192,444	
Total:										\$ 286,899	\$ 364,434			\$ 523,112	\$ 121,392	\$ 1,008,988	

Schedule of Health Benefits - Detailed Cost Analysis

Northwest Bergen County Utilities Authority
 For the Period January 1, 2020 to December 31, 2020

If Not Applicable X this box Below

	Annual Cost		# of Covered Members	# of Covered Members (Medical & Rx)	Annual Cost per Employee	Total Cost Estimate Proposed Budget	Annual Cost per Employee Current Year	Total Prior year Year Cost	\$ Increase (Decrease)	% Increase (Decrease)
	Proposed Budget	Employee Proposed Budget								
Active Employees - Health Benefits - Annual Cost										
Single Coverage	12	\$ 11,066	\$ 132,792	6	\$	11,670	\$ 70,020	\$ 62,772	89.6%	
Parent & Child	3	19,601	58,803	4		20,740	82,960	(24,157)	-29.1%	
Employee & Spouse (or Partner)	7	22,033	154,231	11		23,250	255,750	(101,519)	-39.7%	
Family	27	30,676	828,252	28		32,610	913,080	(84,828)	-9.3%	
Employee Cost Sharing Contribution (enter as negative -)			(60,000)				(61,000)	1,000	-1.6%	
Subtotal	49		1,114,078	49			1,260,810	(146,732)	-11.6%	
Commissioners - Health Benefits - Annual Cost										
Single Coverage									#DIV/0!	
Parent & Child									#DIV/0!	
Employee & Spouse (or Partner)									#DIV/0!	
Family									#DIV/0!	
Employee Cost Sharing Contribution (enter as negative -)									#DIV/0!	
Subtotal	0			0					#DIV/0!	
Retirees - Health Benefits - Annual Cost										
Single Coverage	7	3,806	26,642	6		6,550	39,300	(12,658)	-32.2%	
Parent & Child				1		10,380	10,380	(10,380)	-100.0%	
Employee & Spouse (or Partner)	8	9,176	73,408	7		13,110	91,770	(18,362)	-20.0%	
Family	5	22,916	114,580	2		42,200	84,400	30,180	35.8%	
Employee Cost Sharing Contribution (enter as negative -)									#DIV/0!	
Subtotal	20		214,630	16			225,850	(11,220)	-5.0%	
GRAND TOTAL	69		\$ 1,328,708	65			\$ 1,486,660	\$ (157,952)	-10.6%	

Is medical coverage provided by the SHBP (Yes or No)? (Place Answer in Box) Yes No

Is prescription drug coverage provided by the SHBP (Yes or No)? (Place Answer in Box) Yes No

Note: Remember to Enter an amount in rows for Employee Cost Sharing

Schedule of Accumulated Liability for Compensated Absences

Northwest Bergen County Utilities Authority

For the Period

January 1, 2020

to

December 31, 2020

Complete the below table for the Authority's accrued liability for compensated absences.

X Box if Authority has no Compensated Absences

				Legal Basis for Benefit (check applicable items)		
Individuals Eligible for Benefit	Gross Days of Accumulated Compensated Absences at End of Last Issued Audit Report	Dollar Value of Accrued Compensated Absence Liability	Approved Labor Agreement	Resolution	Individual Employment Agreement	
See attached		\$ 263,057				
Total liability for accumulated compensated absences at beginning of current year		\$ 263,057				

The total Amount Should agree to most recently issued audit report for the Authority

Schedule of Accumulated Liability for Compensated Absences (Detail)

Northwest Bergen County Utilities Authority
For the Period January 1, 2020 to December 31, 2020

Complete the below table for the Authority's accrued liability for compensated absences.

Legal Basis for Benefit (check applicable items)

Individuals Eligible for Benefit	Gross Days of Accumulated Compensated Absences at beginning of Current Year	Dollar Value of Accrued Compensated Absence Liability	Approved Labor Agreement	Resolution	Individual Employment Agreement
Agugliaro	211	\$ 8,621		x	
Brehm	32	\$ 1,165	x		
Brewer	328	\$ 12,743		x	
Capsouras	419	\$ 16,521	x		
Cardona	104	\$ 3,786	x		
Coveney	12	\$ 395	x		
DeRienzo	83	\$ 3,500		x	
Eletto	56	\$ 2,526		x	
Fabbricator	16	\$ 692		x	
Frank	33	\$ 1,471	x		
Genetelli	138	\$ 9,812		x	
Gascon, J	72	\$ 2,783	x		
Gascon, M	169	\$ 6,152	x		
Gordon	98	\$ 4,304		x	
Graziano	466	\$ 16,962	x		
Henry	408	\$ 13,998	x		
Hurwitz	209	\$ 17,723			x
James	576	\$ 20,966	x		
Kacmar	312	\$ 14,514		x	
Kooistra	76	\$ 2,997	x		
Lerch	88	\$ 3,834	x		
LiGregni	64	\$ 1,864		x	
Morelli	159	\$ 5,638	x		
Morgan	240	\$ 8,736	x		
Nacion	284	\$ 10,338	x		
Navea	45	\$ 1,558	x		
Nelson	162	\$ 6,715	x		
Nunes	12	\$ 460	x		
Nye	168	\$ 5,771	x		
Oratio	21	\$ 592		x	
Oravetz	27	\$ 965	x		
Rakocy	80	\$ 2,912	x		
Richter	76	\$ 2,938	x		
Rotundo	133	\$ 9,865			x
Sacharoff	328	\$ 12,933	x		
Stefancik, J	112	\$ 4,416	x		
Stefancik, W	105	\$ 3,638	x		
Toledo-Sanchez	40	\$ 1,394	x		
Valtin	61	\$ 2,078	x		
Van Der Stad	224	\$ 8,135	x		
Varsolona	165	\$ 6,485		x	
Walker	4	\$ 161		x	
Total liability for accumulated compensated absences at beginning of current year		\$ 263,057			

Schedule of Shared Service Agreements

For the Period Northwest Bergen County Utilities Authority to December 31, 2020

If No Shared Services X this Box

Enter the shared service agreements that the Authority currently engages in and identify the amount that is received/paid for those services.

Name of Entity Providing Service	Name of Entity Receiving Service	Type of Shared Service Provided	Comments (Enter more specifics if needed)	Agreement Effective Date	Agreement End Date	Amount to be Received by/ Paid from Authority
See Attached Sheet N-7a						

Name of Entity Providing Service	Name of Entity Receiving Service	Type of Shared Service Provided	Comments (enter more specifics if needed)	Agreement Effective Date	Agreement End Date	Amount of be Received by Authority
County of Bergen	NBCUA	TV Camera Truck		11/6/2013	11/6/2019	
NBCUA	Borough of Allendale	Licensed Operator		1/1/2019	12/31/2019	
NBCUA	Borough of Saddle River	Licensed Operator		1/1/2019	12/31/2019	
NBCUA	Borough of Upper Saddle River	Licensed Operator		3/8/2019	12/31/2019	
NBCUA	Borough of Dumont	Pump Station Insp.		9/1/2018	8/31/2020	
NBCUA	Borough of Emerson	Pump Station Insp.		1/1/2019	12/31/2020	
NBCUA	Borough of Midland Park	Licensed Operator		10/11/2018	10/10/2019	
NBCUA	Township of Wackoff	Licensed Operator		11/1/2017	10/31/2019	
NBCUA	Borough of Waldwick	Pump Station Insp.		1/1/2018	12/31/2019	
NBCUA	Borough of Westwood	Pump Station Insp.		1/1/2019	12/31/2020	
NBCUA	Borough of Franklin Lakes	Licensed Operator		6/1/2019	5/31/2020	
NBCUA	BCUA	TV Inspection Agmt		1.1.2019	12.31.2020	
NBCUA	BCUA	Sewer Jet Agreement		1.1.2019	12.31.2020	
NBCUA	Borough of Allendale	TV Inspection Agmt		1.1.2019	12.31.2020	
NBCUA	Borough of Allendale	Sewer Jet Agreement		1.1.2019	12.31.2020	
NBCUA	Borough of Bergenfield	TV Inspection Agmt		1.1.2019	12.31.2020	
NBCUA	Borough of Bergenfield	Sewer Jet Agreement		1.1.2019	12.31.2020	
NBCUA	Borough of Closter	TV Inspection Agmt		1.1.2019	12.31.2020	
NBCUA	Borough of Cresskill	TV Inspection Agmt		1.1.2019	12.31.2020	
NBCUA	Borough of Demarest	TV Inspection Agmt		1.1.2019	12.31.2020	
NBCUA	Borough of Demarest	Sewer Jet Agreement		1.1.2019	12.31.2020	
NBCUA	Borough of Dumont	TV Inspection Agmt		1.1.2019	12.31.2020	
NBCUA	Borough of Emerson	TV Inspection Agmt		1.1.2019	12.31.2020	
NBCUA	Borough of Fair Lawn	TV Inspection Agmt		1.1.2019	12.31.2020	
NBCUA	Borough of Fair Lawn	Sewer Jet Agreement		1.1.2019	12.31.2020	
NBCUA	Borough of Franklin Lakes	TV Inspection Agmt		1.1.2019	12.31.2020	
NBCUA	Borough of Franklin Lakes	Sewer Jet Agreement		1.1.2019	12.31.2020	
NBCUA	City of Hackensack	TV Inspection Agmt		1.1.2019	12.31.2020	
NBCUA	City of Hackensack	Sewer Jet Agreement		1.1.2019	12.31.2020	
NBCUA	Borough of Haworth	Sewer Jet Agreement		1.1.2019	12.31.2020	
NBCUA	Borough of Haworth	TV Inspection Agmt		1.1.2019	12.31.2020	
NBCUA	Borough of Hillsdale	TV Inspection Agmt		1.1.2019	12.31.2020	
NBCUA	Borough of Hillsdale	Sewer Jet Agreement		1.1.2019	12.31.2020	
NBCUA	Borough of Little Ferry	Sewer Jet Agreement		1.1.2019	12.31.2020	
NBCUA	Borough of Little Ferry	TV Inspection Agmt		1.1.2019	12.31.2020	
NBCUA	Township of Mahwah	TV Inspection Agmt		1.1.2019	12.31.2020	
NBCUA	Borough of Midland Park	TV Inspection Agmt		1.1.2019	12.31.2020	
NBCUA	Borough of Midland Park	Sewer Jet Agreement		1.1.2019	12.31.2020	
NBCUA	Borough of New Milford	TV Inspection Agmt		1.1.2019	12.31.2020	
NBCUA	Borough of New Milford	Sewer Jet Agreement		1.1.2019	12.31.2020	
NBCUA	Borough of Oakland	TV Inspection Agmt		1.1.2019	12.31.2020	
NBCUA	Borough of Oakland	Sewer Jet Agreement		1.1.2019	12.31.2020	
NBCUA	Borough of Oradell	TV Inspection Agmt		1.1.2019	12.31.2020	
NBCUA	Borough of Oradell	Sewer Jet Agreement		1.1.2019	12.31.2020	
NBCUA	Borough of Palisades Park	TV Inspection Agmt		1.1.2019	12.31.2020	
NBCUA	Borough of Palisades Park	Sewer Jet Agreement		1.1.2019	12.31.2020	
NBCUA	Borough of Park Ridge	TV Inspection Agmt		1.1.2019	12.31.2020	
NBCUA	Borough of Park Ridge	Sewer Jet Agreement		1.1.2019	12.31.2020	
NBCUA	Village of Ridgewood	TV Inspection Agmt		1.1.2019	12.31.2020	
NBCUA	Borough of River Edge	TV Inspection Agmt		1.1.2019	12.31.2020	
NBCUA	Township of Rochelle Park	TV Inspection Agmt		1.1.2019	12.31.2020	
NBCUA	Borough of Rutherford	TV Inspection Agmt		1.1.2019	12.31.2020	
NBCUA	South Hackensack	TV Inspection Agmt		1.1.2019	12.31.2020	
NBCUA	South Hackensack	Sewer Jet Agreement		1.1.2019	12.31.2020	
NBCUA	Borough of Upper Saddle River	TV Inspection Agmt		1.1.2019	12.31.2020	
NBCUA	Borough of Upper Saddle River	Sewer Jet Agreement		1.1.2019	12.31.2020	
NBCUA	Borough of Waldwick	TV Inspection Agmt		1.1.2019	12.31.2020	
NBCUA	Westwood	TV Inspection Agmt		1.1.2019	12.31.2020	
NBCUA	Borough of Woodcliff Lake	TV Inspection Agmt		1.1.2019	12.31.2020	
NBCUA	Township of Wackoff	TV Inspection Agmt		1.1.2019	12.31.2020	
NBCUA	Township of Wackoff	Sewer Jet Agreement		1.1.2019	12.31.2020	

2020 (2020-2021) AUTHORITY BUDGET

Financial Schedules Section

SUMMARY

Northwest Bergen County Utilities Authority
 For the Period January 1, 2020 to December 31, 2020

	<i>FY 2020 Proposed Budget</i>				<i>FY 2019 Adopted Budget</i>		\$ Increase (Decrease) Proposed vs. Adopted	% Increase (Decrease) Proposed vs. Adopted
	Wastewater Treatment	N/A	N/A	N/A	Total All Operations	Total All Operations		
REVENUES								
Total Operating Revenues	\$ 14,476,012	\$ -	\$ -	\$ -	\$ 14,476,012	\$ 14,206,938	\$ 269,074	1.9%
Total Non-Operating Revenues	40,000	-	-	-	40,000	40,000	-	0.0%
Total Anticipated Revenues	14,516,012	-	-	-	14,516,012	14,246,938	269,074	1.9%
APPROPRIATIONS								
Total Administration	2,075,680	-	-	-	2,075,680	2,027,500	48,180	2.4%
Total Cost of Providing Services	9,677,675	-	-	-	9,677,675	9,476,875	200,800	2.1%
Total Principal Payments on Debt Service in Lieu of Depreciation	1,662,625	-	-	-	1,662,625	1,599,345	63,280	4.0%
Total Operating Appropriations	13,415,980	-	-	-	13,415,980	13,103,720	312,260	2.4%
Total Interest Payments on Debt	319,032	-	-	-	319,032	343,218	(24,186)	-7.0%
Total Other Non-Operating Appropriations	781,000	-	-	-	781,000	800,000	(19,000)	-2.4%
Total Non-Operating Appropriations	1,100,032	-	-	-	1,100,032	1,143,218	(43,186)	-3.8%
Accumulated Deficit	-	-	-	-	-	-	-	#DIV/0!
Total Appropriations and Accumulated Deficit	14,516,012	-	-	-	14,516,012	14,246,938	269,074	1.9%
Less: Total Unrestricted Net Position Utilized	-	-	-	-	-	-	-	#DIV/0!
Net Total Appropriations	14,516,012	-	-	-	14,516,012	14,246,938	269,074	1.9%
ANTICIPATED SURPLUS (DEFICIT)	\$ -	\$ -	\$ -	\$ -	\$ -	\$ -	\$ -	#DIV/0!

Revenue Schedule

Northwest Bergen County Utilities Authority
For the Period January 1, 2020 to December 31, 2020

	FY 2020 Proposed Budget						FY 2019 Adopted Budget	\$ Increase (Decrease) Proposed vs. Adopted	% Increase (Decrease) Proposed vs. Adopted	
	Wastewater Treatment	N/A	N/A	N/A	N/A	N/A	Total All Operations	Total All Operations	All Operations	
	Total All Operations									
OPERATING REVENUES										
<i>Service Charges</i>										
Residential	13,221,012						\$ 13,221,012	\$ 12,951,938	\$ 269,074	2.1%
Business/Commercial							-	-	-	#DIV/0!
Industrial							-	-	-	#DIV/0!
Intergovernmental							-	-	-	#DIV/0!
Other							-	-	-	#DIV/0!
Total Service Charges	13,221,012	-	-	-	-	-	13,221,012	12,951,938	269,074	2.1%
<i>Connection Fees</i>										
Residential	100,000						100,000	100,000	-	0.0%
Business/Commercial	300,000						300,000	300,000	-	0.0%
Industrial							-	-	-	#DIV/0!
Intergovernmental							-	-	-	#DIV/0!
Other							-	-	-	#DIV/0!
Total Connection Fees	400,000	-	-	-	-	-	400,000	400,000	-	0.0%
<i>Parking Fees</i>										
Meters							-	-	-	#DIV/0!
Permits							-	-	-	#DIV/0!
Fines/Penalties							-	-	-	#DIV/0!
Other							-	-	-	#DIV/0!
Total Parking Fees	-	-	-	-	-	-	-	-	-	#DIV/0!
<i>Other Operating Revenues (List)</i>										
Outside Septage	650,000						650,000	650,000	-	0.0%
Solar Renewable Energy Credits	70,000						70,000	70,000	-	0.0%
IPP Permits	25,000						25,000	25,000	-	0.0%
Collection System Operations	50,000						50,000	50,000	-	0.0%
Miscellaneous Income	60,000						60,000	60,000	-	0.0%
							-	-	-	#DIV/0!
							-	-	-	#DIV/0!
							-	-	-	#DIV/0!
							-	-	-	#DIV/0!
							-	-	-	#DIV/0!
							-	-	-	#DIV/0!
Total Other Revenue	855,000	-	-	-	-	-	855,000	855,000	-	0.0%
Total Operating Revenues	14,476,012	-	-	-	-	-	14,476,012	14,206,938	269,074	1.9%
NON-OPERATING REVENUES										
<i>Other Non-Operating Revenues (List)</i>										
Type in							-	-	-	#DIV/0!
Type in							-	-	-	#DIV/0!
Type in							-	-	-	#DIV/0!
Type in							-	-	-	#DIV/0!
Type in							-	-	-	#DIV/0!
Type in							-	-	-	#DIV/0!
Total Other Non-Operating Revenue	-	-	-	-	-	-	-	-	-	#DIV/0!
<i>Interest on Investments & Deposits (List)</i>										
Interest Earned	40,000						40,000	40,000	-	0.0%
Penalties							-	-	-	#DIV/0!
Other							-	-	-	#DIV/0!
Total Interest	40,000	-	-	-	-	-	40,000	40,000	-	0.0%
Total Non-Operating Revenues	40,000	-	-	-	-	-	40,000	40,000	-	0.0%
TOTAL ANTICIPATED REVENUES	\$ 14,516,012	\$ -	\$ -	\$ -	\$ -	\$ -	\$ 14,516,012	\$ 14,246,938	\$ 269,074	1.9%

Prior Year Adopted Revenue Schedule

Northwest Bergen County Utilities Authority

	<i>FY 2019 Adopted Budget</i>						Total All Operations
	Wastewater Treatment	N/A	N/A	N/A	N/A	N/A	
OPERATING REVENUES							
<i>Service Charges</i>							
Residential	12,951,938						\$ 12,951,938
Business/Commercial							-
Industrial							-
Intergovernmental							-
Other							-
Total Service Charges	12,951,938	-	-	-	-	-	12,951,938
<i>Connection Fees</i>							
Residential	100,000						100,000
Business/Commercial	300,000						300,000
Industrial							-
Intergovernmental							-
Other							-
Total Connection Fees	400,000	-	-	-	-	-	400,000
<i>Parking Fees</i>							
Meters							-
Permits							-
Fines/Penalties							-
Other							-
Total Parking Fees	-	-	-	-	-	-	-
<i>Other Operating Revenues (List)</i>							
Outside Septage	650,000						650,000
Solar Renewable Energy Credits	70,000						70,000
IPP Permits	25,000						25,000
Collection System Operations	50,000						50,000
Miscellaneous Income	60,000						60,000
N/A							-
N/A							-
N/A							-
N/A							-
N/A							-
N/A							-
Total Other Revenue	855,000	-	-	-	-	-	855,000
Total Operating Revenues	14,206,938	-	-	-	-	-	14,206,938
NON-OPERATING REVENUES							
<i>Other Non-Operating Revenues (List)</i>							
N/A							-
N/A							-
N/A							-
N/A							-
N/A							-
N/A							-
Total Other Non-Operating Revenues	-	-	-	-	-	-	-
<i>Interest on Investments & Deposits</i>							
Interest Earned	40,000						40,000
Penalties							-
Other							-
Total Interest	40,000	-	-	-	-	-	40,000
Total Non-Operating Revenues	40,000	-	-	-	-	-	40,000
TOTAL ANTICIPATED REVENUES	\$ 14,246,938	\$ -	\$ -	\$ -	\$ -	\$ -	\$ 14,246,938

Appropriations Schedule

Northwest Bergen County Utilities Authority
For the Period January 1, 2020 to December 31, 2020

	FY 2020 Proposed Budget						Total All	FY 2019 Adopted	Total All	\$ Increase	% Increase
	Wastewater	N/A	N/A	N/A	N/A	N/A	Operations	Budget	Operatons	(Decrease)	(Decrease)
	Treatment							All Operations	Proposed vs.	Proposed vs.	
								All Operations	Adopted	Adopted	
OPERATING APPROPRIATIONS											
<i>Administration - Personnel</i>											
Salary & Wages	\$ 717,080						\$ 717,080	\$ 709,000	\$ 8,080	1.1%	
Fringe Benefits	420,600						420,600	400,500	20,100	5.0%	
Total Administration - Personnel	1,137,680	-	-	-	-	-	1,137,680	1,109,500	28,180	2.5%	
<i>Administration - Other (List)</i>											
Professionals	600,000						600,000	595,000	5,000	0.8%	
Communications	67,000						67,000	62,000	5,000	8.1%	
Executive	13,000						13,000	13,000	-	0.0%	
Management	258,000						258,000	248,000	10,000	4.0%	
Miscellaneous Administration*							-	-	-	#DIV/0!	
Total Administration - Other	938,000	-	-	-	-	-	938,000	918,000	20,000	2.2%	
Total Administration	2,075,680	-	-	-	-	-	2,075,680	2,027,500	48,180	2.4%	
<i>Cost of Providing Services - Personnel</i>											
Salary & Wages	3,700,000						3,700,000	3,728,300	(28,300)	-0.8%	
Fringe Benefits	2,170,175						2,170,175	2,106,075	64,100	3.0%	
Total COPS - Personnel	5,870,175	-	-	-	-	-	5,870,175	5,834,375	35,800	0.6%	
<i>Cost of Providing Services - Other (List)</i>											
See Sheet F-4a	3,807,500						3,807,500	3,642,500	165,000	4.5%	
N/A							-	-	-	#DIV/0!	
N/A							-	-	-	#DIV/0!	
N/A							-	-	-	#DIV/0!	
Miscellaneous COPS*							-	-	-	#DIV/0!	
Total COPS - Other	3,807,500	-	-	-	-	-	3,807,500	3,642,500	165,000	4.5%	
Total Cost of Providing Services	9,677,675	-	-	-	-	-	9,677,675	9,476,875	200,800	2.1%	
Total Principal Payments on Debt Service in Lieu of Depreciation	1,662,625	-	-	-	-	-	1,662,625	1,599,345	63,280	4.0%	
Total Operating Appropriations	13,415,980	-	-	-	-	-	13,415,980	13,103,720	312,260	2.4%	
NON-OPERATING APPROPRIATIONS											
Total Interest Payments on Debt	319,032						319,032	343,218	(24,186)	-7.0%	
Operations & Maintenance Reserve							-	-	-	#DIV/0!	
Renewal & Replacement Reserve	781,000						781,000	800,000	(19,000)	-2.4%	
Municipality/County Appropriation							-	-	-	#DIV/0!	
Other Reserves							-	-	-	#DIV/0!	
Total Non-Operating Appropriations	1,100,032	-	-	-	-	-	1,100,032	1,143,218	(43,186)	-3.8%	
TOTAL APPROPRIATIONS	14,516,012	-	-	-	-	-	14,516,012	14,246,938	269,074	1.9%	
ACCUMULATED DEFICIT							-	-	-	#DIV/0!	
TOTAL APPROPRIATIONS & ACCUMULATED DEFICIT	14,516,012	-	-	-	-	-	14,516,012	14,246,938	269,074	1.9%	
UNRESTRICTED NET POSITION UTILIZED											
Municipality/County Appropriation							-	-	-	#DIV/0!	
Other							-	-	-	#DIV/0!	
Total Unrestricted Net Position Utilized							-	-	-	#DIV/0!	
TOTAL NET APPROPRIATIONS	\$ 14,516,012	\$ -	\$ -	\$ -	\$ -	\$ -	\$ 14,516,012	\$ 14,246,938	\$ 269,074	1.9%	

* Miscellaneous line items may not exceed 5% of total operating appropriations shown below. If amount in miscellaneous is greater than the amount shown below, then the line item must be itemized above.

5% of Total Operating Appropriations \$ 670,799.00 \$ - \$ - \$ - \$ - \$ - \$ - \$ 670,799.00

Northwest Bergen County Utilities Authority
 For the Period January 1, 2020 to December 31, 2020

	FY 2020 Proposed Budget						Total All Operations	FY 2019	\$ Increase	% Increase
	Treatment	N/A	N/A	N/A	N/A	N/A		Adopted Budget	(Decrease) Proposed vs. Adopted	(Decrease) Proposed vs. Adopted
OPERATING APPROPRIATIONS										
<i>Cost of Providing Services - Other (List)</i>										
Utilities	1,167,000						1,167,000	1,167,000	-	0.0%
Insurance	170,000						170,000	170,000	-	0.0%
Vehicles	82,500						82,500	82,500	-	0.0%
Collection System	500,000						500,000	405,000	95,000	23.5%
Sewage System and Laboratory	513,000						513,000	453,000	60,000	13.2%
Solids Disposal	1,185,000						1,185,000	1,150,000	35,000	3.0%
Buildings and Grounds/Roads	190,000						190,000	215,000	(25,000)	-11.6%
Total COPS - Other	3,807,500	-	-	-	-	-	3,807,500	3,642,500	165,000	4.5%

Prior Year Adopted Appropriations Schedule

Northwest Bergen County Utilities Authority

FY 2019 Adopted Budget

	Wastewater Treatment	N/A	N/A	N/A	N/A	N/A	Total All Operations
OPERATING APPROPRIATIONS							
<i>Administration - Personnel</i>							
Salary & Wages	\$ 709,000						\$ 709,000
Fringe Benefits	400,500						400,500
Total Administration - Personnel	1,109,500	-	-	-	-	-	1,109,500
<i>Administration - Other (List)</i>							
Professionals	595,000						595,000
Communications	62,000						62,000
Executive	13,000						13,000
Management	248,000						248,000
Miscellaneous Administration*							-
Total Administration - Other	918,000	-	-	-	-	-	918,000
Total Administration	2,027,500	-	-	-	-	-	2,027,500
<i>Cost of Providing Services - Personnel</i>							
Salary & Wages	3,728,300						3,728,300
Fringe Benefits	2,106,075						2,106,075
Total COPS - Personnel	5,834,375	-	-	-	-	-	5,834,375
<i>Cost of Providing Services - Other (List)</i>							
Other COPS	3,642,500						3,642,500
Type In Description							-
Type In Description							-
Type In Description							-
Miscellaneous COPS*							-
Total COPS - Other	3,642,500	-	-	-	-	-	3,642,500
Total Cost of Providing Services	9,476,875	-	-	-	-	-	9,476,875
Total Principal Payments on Debt Service in Lieu of Depreciation	1,599,345	-	-	-	-	-	1,599,345
Total Operating Appropriations	13,103,720	-	-	-	-	-	13,103,720
NON-OPERATING APPROPRIATIONS							
Total Interest Payments on Debt	343,218	-	-	-	-	-	343,218
Operations & Maintenance Reserve							-
Renewal & Replacement Reserve	800,000						800,000
Municipality/County Appropriation							-
Other Reserves							-
Total Non-Operating Appropriations	1,143,218	-	-	-	-	-	1,143,218
TOTAL APPROPRIATIONS	14,246,938	-	-	-	-	-	14,246,938
ACCUMULATED DEFICIT							-
TOTAL APPROPRIATIONS & ACCUMULATED DEFICIT	14,246,938	-	-	-	-	-	14,246,938
UNRESTRICTED NET POSITION UTILIZED							
Municipality/County Appropriation	-	-	-	-	-	-	-
Other							-
Total Unrestricted Net Position Utilized	-	-	-	-	-	-	-
TOTAL NET APPROPRIATIONS	\$ 14,246,938	\$ -	\$ -	\$ -	\$ -	\$ -	\$ 14,246,938

* Miscellaneous line items may not exceed 5% of total operating appropriations shown below. If amount in miscellaneous is greater than the amount shown below, then the line item must be itemized above.

5% of Total Operating Appropriations \$ 655,186.00 \$ - \$ - \$ - \$ - \$ - \$ 655,186.00

5 Year Debt Service Schedule - Principal

Northwest Bergen County Utilities Authority

	<i>Fiscal Year Beginning in</i>							Total Principal Outstanding	
	Adopted Budget Year 2019	Proposed Budget Year 2020	2021	2022	2023	2024	2025		Thereafter
Authority Bonds									
2008 BCIA Solar	\$ 159,775	\$ 159,774	\$ 159,775	\$ -	\$ -	\$ -	\$ -	\$ -	\$ 319,549
2009 BCIA Pooled	580,000	-	-	-	-	-	-	-	-
2016 BCIA Pooled	-	600,000	615,000	635,000	660,000	690,000	-	-	3,200,000
Total Bond Principal	739,775	759,774	774,775	635,000	660,000	690,000	-	-	3,519,549
Authority Loans									
2010 NJWWT	165,000	163,000	167,000	172,000	176,000	176,000	181,000	920,049	1,955,049
2012 NJWWT	194,880	199,879	204,880	209,880	214,880	219,879	224,880	1,417,651	2,691,929
2014 NJWWT	14,619 *	24,619	29,619	29,618	29,619	29,619	29,619	199,479	372,192
2015 NJWWT	403,441	408,442	413,442	418,441	423,442	428,442	433,442	3,986,493	6,512,144
2018 I-Bank/Fund Loan	81,630 **	-	-	-	-	-	-	-	-
2018 NJWWT	-	106,911	106,911	106,911	106,911	111,911	111,911	1,530,871	2,182,337
Total Loan Principal	859,570	902,851	921,852	936,850	950,852	965,851	980,852	8,054,543	13,713,651
Total Principal	1,599,345	1,662,625	1,696,627	1,571,850	1,610,852	1,655,851	980,852	8,054,543	17,233,200

* \$24,619 principal less \$10,000 credit.

** The principal amount included in the 2019 budget was an estimate based on data available at the time. The Authority permanently financed this loan at the end of 2018. The actual principal payment due in 2019 was \$86,911. The Authority has subsequently amended the 2019 budget to account for this difference.

Debt Service Schedule - Interest

Northwest Bergen County Utilities Authority

If Authority has no debt, X this box

	<i>Fiscal Year Ending in</i>							
	Proposed Budget Year 2020	2021	2022	2023	2024	2025	Thereafter	Total Interest Payments Outstanding
<i>Wastewater Treatment</i>								
Bonds (see Sheet 7-Fa)	\$ 134,507	\$ 91,964	\$ 69,200	\$ 43,300	\$ 15,050			\$ 331,380
Loans (see Sheet 7-Fa)	208,711	193,040	178,066	162,366	145,941	128,916	499,511	1,515,006
Type in Issue Name								
Type in Issue Name								
Total Interest Payments	343,218	285,004	247,266	205,666	160,991	128,916	499,511	1,846,386
N/A								
Type in Issue Name								
Type in Issue Name								
Type in Issue Name								
Type in Issue Name								
Total Interest Payments	-	-	-	-	-	-	-	-
N/A								
Type in Issue Name								
Type in Issue Name								
Type in Issue Name								
Type in Issue Name								
Total Interest Payments	-	-	-	-	-	-	-	-
N/A								
Type in Issue Name								
Type in Issue Name								
Type in Issue Name								
Type in Issue Name								
Total Interest Payments	-	-	-	-	-	-	-	-
N/A								
Type in Issue Name								
Type in Issue Name								
Type in Issue Name								
Type in Issue Name								
Total Interest Payments	-	-	-	-	-	-	-	-
N/A								
Type in Issue Name								
Type in Issue Name								
Type in Issue Name								
Type in Issue Name								
Total Interest Payments	-	-	-	-	-	-	-	-
N/A								
Type in Issue Name								
Type in Issue Name								
Type in Issue Name								
Type in Issue Name								
Total Interest Payments	-	-	-	-	-	-	-	-
N/A								
Type in Issue Name								
Type in Issue Name								
Type in Issue Name								
Type in Issue Name								
Total Interest Payments	-	-	-	-	-	-	-	-
N/A								
Type in Issue Name								
Type in Issue Name								
Type in Issue Name								
Type in Issue Name								
Total Interest Payments	-	-	-	-	-	-	-	-
N/A								
Type in Issue Name								
Type in Issue Name								
Type in Issue Name								
Type in Issue Name								
Total Interest Payments	-	-	-	-	-	-	-	-
N/A								
Type in Issue Name								
Type in Issue Name								
Type in Issue Name								
Type in Issue Name								
Total Interest Payments	-	-	-	-	-	-	-	-
N/A								
Type in Issue Name								
Type in Issue Name								
Type in Issue Name								
Type in Issue Name								
Total Interest Payments	-	-	-	-	-	-	-	-
N/A								
Type in Issue Name								
Type in Issue Name								
Type in Issue Name								
Type in Issue Name								
Total Interest Payments	-	-	-	-	-	-	-	-
N/A								
Type in Issue Name								
Type in Issue Name								
Type in Issue Name								
Type in Issue Name								
Total Interest Payments	-	-	-	-	-	-	-	-
N/A								
Type in Issue Name								
Type in Issue Name								
Type in Issue Name								
Type in Issue Name								
Total Interest Payments	-	-	-	-	-	-	-	-
N/A								
Type in Issue Name								
Type in Issue Name								
Type in Issue Name								
Type in Issue Name								
Total Interest Payments	-	-	-	-	-	-	-	-
N/A								
Type in Issue Name								
Type in Issue Name								
Type in Issue Name								
Type in Issue Name								
Total Interest Payments	-	-	-	-	-	-	-	-
N/A								
Type in Issue Name								
Type in Issue Name								
Type in Issue Name								
Type in Issue Name								
Total Interest Payments	-	-	-	-	-	-	-	-
N/A								
Type in Issue Name								
Type in Issue Name								
Type in Issue Name								
Type in Issue Name								
Total Interest Payments	-	-	-	-	-	-	-	-
N/A								
Type in Issue Name								
Type in Issue Name								
Type in Issue Name								
Type in Issue Name								
Total Interest Payments	-	-	-	-	-	-	-	-
N/A								
Type in Issue Name								
Type in Issue Name								
Type in Issue Name								
Type in Issue Name								
Total Interest Payments	-	-	-	-	-	-	-	-
N/A								
Type in Issue Name								
Type in Issue Name								
Type in Issue Name								
Type in Issue Name								
Total Interest Payments	-	-	-	-	-	-	-	-
N/A								
Type in Issue Name								
Type in Issue Name								
Type in Issue Name								
Type in Issue Name								
Total Interest Payments	-	-	-	-	-	-	-	-
N/A								
Type in Issue Name								
Type in Issue Name								
Type in Issue Name								
Type in Issue Name								
Total Interest Payments	-	-	-	-	-	-	-	-
N/A								
Type in Issue Name								
Type in Issue Name								
Type in Issue Name								
Type in Issue Name								
Total Interest Payments	-	-	-	-	-	-	-	-
N/A								
Type in Issue Name								
Type in Issue Name								
Type in Issue Name								
Type in Issue Name								
Total Interest Payments	-	-	-	-	-	-	-	-
N/A								
Type in Issue Name								
Type in Issue Name								
Type in Issue Name								
Type in Issue Name								
Total Interest Payments	-	-	-	-	-	-	-	-
N/A								
Type in Issue Name								
Type in Issue Name								
Type in Issue Name								
Type in Issue Name								
Total Interest Payments	-	-	-	-	-	-	-	-
N/A								
Type in Issue Name								
Type in Issue Name								
Type in Issue Name								
Type in Issue Name								
Total Interest Payments	-	-	-	-	-	-	-	-
N/A								
Type in Issue Name								
Type in Issue Name								
Type in Issue Name								
Type in Issue Name								
Total Interest Payments	-	-	-	-	-	-	-	-
N/A								
Type in Issue Name								
Type in Issue Name								
Type in Issue Name								
Type in Issue Name								
Total Interest Payments	-	-	-	-	-	-	-	-
N/A								
Type in Issue Name								
Type in Issue Name								
Type in Issue Name								
Type in Issue Name								
Total Interest Payments	-	-	-	-	-	-	-	-
N/A								
Type in Issue Name								
Type in Issue Name								
Type in Issue Name								
Type in Issue Name								
Total Interest Payments	-	-	-	-				

5 Year Debt Service Schedule - Interest

Northwest Bergen County Utilities Authority

	Adopted Budget Year 2019	Fiscal Year Beginning in							Total Interest Outstanding
		Proposed Budget Year 2020	2021	2022	2023	2024	2025	Thereafter	
Authority Bonds									
2008 BCIA Solar	\$ 4,194	\$ 2,516	\$ 839	\$ -	\$ -	\$ -	\$ -	\$ -	\$ 3,355
2009 BCIA Pooled	\$ 11,963	-	-	-	-	-	-	-	-
2016 BCIA Pooled	118,350	109,350	91,125	69,200	43,300	15,050	-	-	328,025
Total Bond Principal	134,507	111,866	91,964	69,200	43,300	15,050	-	-	331,380
Authority Loans									
2010 NJWWT	51,180	47,480	43,730	39,755	35,555	31,255	26,830	62,903	287,508
2012 NJWWT	59,936	55,561	50,935	46,061	40,936	35,561	29,936	79,221	338,211
2014 NJWWT	4,328 *	7,975	7,350	6,600	5,850	5,100	4,500	18,537	55,912
2015 NJWWT	76,325	72,450	68,325	63,950	59,325	54,450	49,325	217,150	584,975
2018 I-Bank/Fund Loan	16,942 *	-	-	-	-	-	-	-	-
2018 NJWWT	-	23,700	22,700	21,700	20,700	19,575	18,325	121,700	248,400
Total Loan Interest	208,711	207,166	193,040	178,066	162,366	145,941	128,916	499,511	1,515,006
Total Interest	343,218	319,032	285,004	247,266	205,666	160,991	128,916	499,511	1,846,386

* \$8,475 less \$4,147 credit.

** The interest amount included in the 2019 budget was an estimate based on data available at the time. The Authority permanently financed this loan at the end of 2018. The actual interest payment due in 2019 was \$30,384. The Authority has subsequently amended the 2019 budget to account for this difference.

Net Position Reconciliation

Northwest Bergen County Utilities Authority

For the Period January 1, 2020 to December 31, 2020

FY 2020 Proposed Budget

Wastewater	N/A	N/A	N/A	N/A	N/A	N/A	Total All Operations
Treatment	N/A	N/A	N/A	N/A	N/A	N/A	\$ 38,805,888
\$ 38,805,888							\$ 38,805,888
36,462,872							36,462,872
1,761,671							1,761,671
6,301,714							6,301,714
(5,720,369)	-	-	-	-	-	-	(5,720,369)
2,749,249							2,749,249
11,086,935							11,086,935
2,617,317	-	-	-	-	-	-	2,617,317
-	-	-	-	-	-	-	-
560,000	-	-	-	-	-	-	560,000
-	-	-	-	-	-	-	-
560,000	-	-	-	-	-	-	560,000
\$ 2,057,317	-	-	-	-	-	-	\$ 2,057,317

TOTAL NET POSITION BEGINNING OF LATEST AUDIT REPORT YEAR(1)

- Less: Invested in Capital Assets, Net of Related Debt (1)
- Less: Restricted for Debt Service Reserve (1)
- Less: Other Restricted Net Position (1)
- Total Unrestricted Net Position (1)
- Less: Designated for Non-Operating Improvements & Repairs
- Less: Designated for Rate Stabilization
- Less: Other Designated by Resolution
- Plus: Accrued Unfunded Pension Liability (1)
- Plus: Accrued Unfunded Other Post-Employment Benefit Liability (1)
- Plus: Estimated Income (Loss) on Current Year Operations (2)
- Plus: Other Adjustments (attach schedule)

UNRESTRICTED NET POSITION AVAILABLE FOR USE IN PROPOSED BUDGET

- Unrestricted Net Position Utilized to Balance Proposed Budget
- Unrestricted Net Position Utilized in Proposed Capital Budget
- Appropriation to Municipality/County (3)
- Total Unrestricted Net Position Utilized in Proposed Budget

PROJECTED UNRESTRICTED UNDESIGNATED NET POSITION AT END OF YEAR

Last issued Audit Report (4)

- (1) Total of all operations for this line item must agree to audited financial statements.
- (2) Include budgeted and unbudgeted use of unrestricted net position in the current year's operations.
- (3) Amount may not exceed 5% of total operating appropriations. See calculation below.

Maximum Allowable Appropriation to Municipality/County \$ 670,799

(4) If Authority is projecting a deficit for any operation at the end of the budget period, the Authority must attach a statement explaining its plan to reduce the deficit, including the timeline for elimination of the deficit, if not already detailed in the budget narrative section.

2020 (2020-2021)
NORTHWEST
BERGEN
COUNTY
UTILITIES
AUTHORITY
CAPITAL
BUDGET/
PROGRAM

2020 CERTIFICATION OF AUTHORITY CAPITAL BUDGET/PROGRAM

NORTHWEST BERGEN COUNTY UTILITIES AUTHORITY

FISCAL YEAR: FROM: JAN. 1, 2020 TO: DEC. 31, 2020


enter X to the left if this paragraph is applicable

It is hereby certified that the Authority Capital Budget/Program annexed hereto is a true copy of the Capital Budget/Program approved, pursuant to N.J.A.C. 5:31-2.2, along with the Annual Budget, by the governing body of the Northwest Bergen County Utilities Authority, on the 15th day of October, 2019.

OR

enter X to the left if this paragraph is applicable

It is hereby certified that the governing body of the _____ Authority have elected NOT to adopt a Capital Budget /Program for the aforesaid fiscal year, pursuant to N.J.A.C. 5:31-2.2 for the following reason(s):

Officer's Signature:			
Name:	James Rotundo		
Title:	Executive Director		
Address:	30 Wyckoff Avenue @ Authority Drive Waldwick, NJ 07463		
Phone Number:	201-447-2660	Fax Number:	201-447-0247
E-mail address	jrotundo@nbcua.com		

2020 (2020-2021) CAPITAL BUDGET/PROGRAM MESSAGE

Northwest Bergen County Utilities Authority

FISCAL YEAR: **FROM:** JAN, 1, 2020 **TO:** DEC. 31, 2020

1. Has each municipality or county affected by the actions of the authority participated in the development of the capital plan and reviewed or approved the plans or projects included within the Capital Budget/Program (This may include the governing body or certain officials such as planning boards, Construction Code Officials) as to these Projects?

YES.

2. Has each capital project/project financing been developed from a specific capital improvement plan or report; does it include full lifecycle costs; and is it consistent with appropriate elements of Master Plans or other plans in the jurisdiction(s) served by the authority?

YES.

3. Has a long-term (5 years or more) infrastructure needs and other capital items (Vehicles, Equipment) needs assessment been prepared?

NO. A SHORT-TERM PLAN FOR THE NEXT FIVE YEARS HAS BEEN DEVELOPED.

4. If amounts are on Page CB-3 in the column Debt Authorizations. Indicate the primary source of funding the debt service for the Debt Authorizations (Example Rate Increases Funding or Other sources)

PROJECTS LISTED ON PAGE CB-3 IN THE DEBT AUTHORIZATION COLUMN WILL BE FUNDED BY TEMPORARY FINANCING THROUGH THE NEW JERSEY INFRASTRUCTURE BANK ("NJIB"). WHEN THE PROJECTS ARE COMPLETED, THE NJIB WILL ISSUE BONDS TO PERMANENTLY FINANCE THESE TEMPORARY LOANS. AT THIS TIME, THE AUTHORITY WILL FUND DEBT SERVICE PAYMENTS THROUGH THE OPERATING FUND THROUGH EITHER RATE INCREASES OR UTILIZATION OF NET POSITION (FOR RATE STABILIZATION PURPOSES).

5. Please indicate which capital projects/project financings are being undertaken in the Metropolitan or Suburban Planning Areas as defined in the State Development and Redevelopment Plan.

NOT APPLICABLE.

6. Please indicate which capital projects/project financings are being undertaken within the boundary of a State Planning Commission-designated Center and/or Endorsed Plan and if the project was included in the Plan Implementation Agenda for that Center/Endorsed Plan.

NOT APPLICABLE

Add additional sheets if necessary.

Proposed Capital Budget

Northwest Bergen County Utilities Authority
 For the Period January 1, 2020 to December 31, 2020

	Estimated Total Cost	Funding Sources				
		Unrestricted Net Position Utilized	Renewal & Replacement Reserve	Debt Authorization	Capital Grants	Other Sources
<i>Wastewater Treatment</i>						
See attached Schedule	\$ 5,891,000	\$ 560,000	\$ 781,000	\$ 4,550,000		
Type in Description	-					
Type in Description	-					
Type in Description	-					
Total	5,891,000	560,000	781,000	4,550,000	-	-
<i>N/A</i>						
Type in Description	-					
Type in Description	-					
Type in Description	-					
Type in Description	-					
Total	-	-	-	-	-	-
<i>N/A</i>						
Type in Description	-					
Type in Description	-					
Type in Description	-					
Type in Description	-					
Total	-	-	-	-	-	-
<i>N/A</i>						
Type in Description	-					
Type in Description	-					
Type in Description	-					
Type in Description	-					
Total	-	-	-	-	-	-
<i>N/A</i>						
Type in Description	-					
Type in Description	-					
Type in Description	-					
Type in Description	-					
Total	-	-	-	-	-	-
<i>N/A</i>						
Type in Description	-					
Type in Description	-					
Type in Description	-					
Type in Description	-					
Total	-	-	-	-	-	-
TOTAL PROPOSED CAPITAL BUDGET	\$ 5,891,000	\$ 560,000	\$ 781,000	\$ 4,550,000	\$ -	\$ -

Enter brief description of up to four projects for each operation above. For operations with more than four budgeted projects, please attach additional schedules. Input total amount of all projects for the operation on single line and enter "See Attached Schedule" instead of project description.

Northwest Bergen County Utilities Authority
 For the Period January 1, 2020 to December 31, 2020

	Estimated Total Cost	Funding Sources			
		Unrestricted Net Position Utilized	Renewal & Replacement Reserve	Debt Authorization	Capital Grants Other Sources
<i>Wastewater Treatment</i>					
Wastewater Pump Station Improvements (S340700-15)	\$3,600,000			\$3,600,000	
Wastewater Treatment Plant Improvements (S340700-16)	\$950,000			\$950,000	
Incinerator Repairs	\$50,000	\$50,000			
Collection System Gravity Main Repairs (S340700-19)	\$0				
Collection System Expansion	\$0				
Pump Station PLC Replacement	\$120,000		\$120,000		
Upgrade Operating Building Locker Room	\$150,000		\$150,000		
Refinish Superintendents Office	\$50,000		\$50,000		
Replace Aeration Tank Flow Meters and Valves	\$200,000		\$200,000		
Fiber Optic Pump Station Installations	\$186,000		\$186,000		
Complete RAS Pump VFD Installations on Final Tanks	\$75,000		\$75,000		
Purchase Trailer-Mounted Boom Lift/Scissor Lift	\$55,000	\$55,000			
Pump Replacement at HHPS and GRPS (2 pumps)	\$80,000	\$80,000			
Upgrade Pump Station Lighting Including Wet Wells	\$60,000	\$60,000			
Replace Old Body TruckBeds with Utility Beds on Three Trucks	\$40,000	\$40,000			
Thickener Scrubber Upgrade to Fully Automated and Winterize	\$30,000	\$30,000			
Replace Plant Water Pumps VFDs, Upgrade transformers	\$30,000	\$30,000			
Upgrade Polymer Room Electrical Cabinets, Automate Polymer System	\$50,000	\$50,000			
Replace Federal Electric Sub-Panels left throughout Plant	\$75,000	\$75,000			
Upgrade and replace PLCs and CSS in Primary Building, Simplify Wiring	\$90,000	\$90,000			
Total	\$5,891,000	\$560,000	\$781,000	\$4,550,000	\$0

5 Year Capital Improvement Plan

Northwest Bergen County Utilities Authority

For the Period January 1, 2020 to December 31, 2020

Fiscal Year Beginning in

	Estimated Total Cost	Current Budget					
		Year 2020	2021	2022	2023	2024	2025
Wastewater Treatment							
See attached Schedule	\$ 17,946,000	\$ 5,891,000	\$ 995,000	\$ 5,210,000	\$ 300,000	\$ 5,550,000	
Type in Description	-	-					
Type in Description	-	-					
Type in Description	-	-					
Total	17,946,000	5,891,000	995,000	5,210,000	300,000	5,550,000	-
N/A							
Type in Description	-	-					
Type in Description	-	-					
Type in Description	-	-					
Type in Description	-	-					
Total	-	-	-	-	-	-	-
N/A							
Type in Description	-	-					
Type in Description	-	-					
Type in Description	-	-					
Type in Description	-	-					
Total	-	-	-	-	-	-	-
N/A							
Type in Description	-	-					
Type in Description	-	-					
Type in Description	-	-					
Type in Description	-	-					
Total	-	-	-	-	-	-	-
N/A							
Type in Description	-	-					
Type in Description	-	-					
Type in Description	-	-					
Type in Description	-	-					
Total	-	-	-	-	-	-	-
TOTAL	\$ 17,946,000	\$ 5,891,000	\$ 995,000	\$ 5,210,000	\$ 300,000	\$ 5,550,000	\$ -

Project descriptions entered on Page CB-3 will carry forward to Pages CB-4 and CB-5. No need to re-enter project descriptions above.

5 Year Capital Improvement Plan - Detail

Northwest Bergen County Utilities Authority

For the Period January 1, 2020

December 31, 2020

	Estimated Total Cost	Project Number	Current Budget Year 2020	2021	2022	2023	2024	2025
<i>Wastewater Treatment</i>								
Wastewater Pump Station Improvements (S340700-15)	\$3,600,000	1126	\$3,600,000					
Wastewater Treatment Plant Improvements (S340700-16)	\$950,000	1128	\$950,000					
Incinerator Repairs	\$750,000	1139	\$50,000	\$300,000	\$50,000	\$300,000	\$50,000	\$50,000
Collection System Gravity Main Repairs (S340700-19)	\$1,000,000			\$500,000			\$500,000	
Collection System Expansion	\$10,000,000	1137			\$5,000,000			
Pump Station PLC Replacement	\$120,000	1140	\$120,000					
Upgrade Operating Building Locker Room	\$150,000		\$150,000					
Refinish Superintendents Office	\$50,000		\$50,000					
Replace Aeration Tank Flow Meters and Valves	\$200,000	1133	\$200,000					
Fiber Optic Pump Station Installations	\$541,000	1141	\$186,000	\$195,000	\$160,000			
Complete RAS Pump VFD Installations on Final Tanks	\$75,000	1133	\$75,000					
Purchase Trailer-Mounted Boom Lift/Scissor Lift	\$55,000		\$55,000					
Pump Replacement at HHPS and GRPS (2 pumps)	\$80,000		\$80,000					
Upgrade Pump Station Lighting Including Wet Wells	\$60,000		\$60,000					
Replace Old Body TruckBeds with Utility Beds on Three Trucks	\$40,000		\$40,000					
Thickener Scrubber Upgrade to Fully Automated and Winterize	\$30,000		\$30,000					
Replace Plant Water Pumps VFDs; Upgrade transformers	\$30,000		\$30,000					
Upgrade Polymer Room Electrical Cabinets, Automate Polymer System	\$50,000		\$50,000					
Replace Federal Electric Sub-Panels left throughout Plant	\$75,000		\$75,000					
Upgrade and replace PLCs and CSS in Primary Building, Simplify Wiring	\$90,000		\$90,000					
TOTAL	\$17,946,000		\$5,891,000	\$995,000	\$5,210,000	\$300,000	\$5,550,000	

5 Year Capital Improvement Plan Funding Sources

Northwest Bergen County Utilities Authority

For the Period January 1, 2020 to December 31, 2020

	Estimated Total Cost	Funding Sources				
		Unrestricted Net Position Utilized	Renewal & Replacement Reserve	Debt Authorization	Capital Grants	Other Sources
<i>Wastewater Treatment</i>						
See attached Schedule	\$ 17,946,000	\$ 1,615,000	\$ 781,000	\$ 15,550,000		
Type in Description	-					
Type in Description	-					
Type in Description	-					
Total	<u>17,946,000</u>	<u>1,615,000</u>	<u>781,000</u>	<u>15,550,000</u>	-	-
<i>N/A</i>						
Type in Description	-					
Type in Description	-					
Type in Description	-					
Type in Description	-					
Total	-	-	-	-	-	-
<i>N/A</i>						
Type in Description	-					
Type in Description	-					
Type in Description	-					
Type in Description	-					
Total	-	-	-	-	-	-
<i>N/A</i>						
Type in Description	-					
Type in Description	-					
Type in Description	-					
Type in Description	-					
Total	-	-	-	-	-	-
<i>N/A</i>						
Type in Description	-					
Type in Description	-					
Type in Description	-					
Type in Description	-					
Total	-	-	-	-	-	-
<i>N/A</i>						
Type in Description	-					
Type in Description	-					
Type in Description	-					
Type in Description	-					
Total	-	-	-	-	-	-
TOTAL	<u>\$ 17,946,000</u>	<u>\$ 1,615,000</u>	<u>\$ 781,000</u>	<u>\$ 15,550,000</u>	<u>\$ -</u>	<u>\$ -</u>
Total 5 Year Plan per CB-4	<u>\$ 17,946,000</u>					
Balance check		- If amount is other than zero, verify that projects listed above match projects listed on CB-4.				

Project descriptions entered on Page CB-3 will carry forward to Pages CB-4 and CB-5. No need to re-enter project descriptions above.

Northwest Bergen County Utilities Authority
December 31, 2020

For the Period
January 1, 2020
to
December 31, 2020

	Estimated Total Cost	Funding Sources				
		Unrestricted Net Position Utilized	Renewal & Replacement Reserve	Debt Authorization	Capital Grants	Other Sources
Wastewater Treatment						
Wastewater Pump Station Improvements (\$340700-15)	\$3,600,000			\$3,600,000		
Wastewater Treatment Plant Improvements (\$340700-16)	\$950,000			\$950,000		
Incinerator Repairs	\$750,000	\$750,000				
Collection System Gravity Main Repairs (\$340700-19)	\$1,000,000			\$1,000,000		
Collection System Expansion	\$10,000,000			\$10,000,000		
Pump Station PLC Replacement	\$120,000		\$120,000			
Upgrade Operating Building Locker Room	\$150,000		\$150,000			
Refinish Superintendents Office	\$50,000		\$50,000			
Replace Aeration Tank Flow Meters and Valves	\$200,000		\$200,000			
Fiber Optic Pump Station Installations	\$541,000		\$186,000			
Complete RAS Pump VFD Installations on Final Tanks	\$75,000	\$355,000	\$186,000			
Purchase Trailer-Mounted Boom Lift/Scissor Lift	\$55,000	\$55,000	\$75,000			
Pump Replacement at HHPS and GRPS (2 pumps)	\$80,000	\$80,000				
Upgrade Pump Station Lighting including Wet Wells	\$60,000	\$60,000				
Replace Old Body TruckBeds with Utility Beds on Three Trucks	\$40,000	\$40,000				
Thickener Scrubber Upgrade to Fully Automated and Winterize	\$30,000	\$30,000				
Replace Plant Water Pumps VFDs, Upgrade transformers	\$30,000	\$30,000				
Upgrade Polymer Room Electrical Cabinets, Automate Polymer System	\$50,000	\$50,000				
Replace Federal Electric Sub-Panels left throughout Plant	\$75,000	\$75,000				
Upgrade and replace PLCs and CSS in Primary Building, Simplify Wiring	\$90,000	\$90,000				

TOTAL PROPOSED CAPITAL BUDGET \$ 17,946,000 \$ 1,615,000 \$ 781,000 \$15,550,000 \$ - \$ -